

BOOK STATS

Grade Level Equivalent: K–2

Ages: 4–8

Lexile Measure®: AD400L

Pages: 32

Genre: Cumulative Story/Picture Book

Subject/Theme: Halloween

| Common Core State Standards | Reading | Writing | Listening & Speaking | Language |
|-----------------------------|---|---------|--------------------------------|----------|
| Grade K | RL.K.1, RL.K.2, RL.K.3, RL.K.4, RL.K.7, RL.K.10 | W.K.3 | SL.K.1, SL.K.2, SL.K.4, SL.K.5 | L.K.4 |
| Grade 1 | RL.1.1, RL.1.2, RL.1.3, RL.1.7, RL.1.10 | W.1.3 | SL.1.1, SL.1.2, SL.1.4, SL.1.5 | L.1.4 |
| Grade 2 | RL.2.1, RL.2.2, RL.2.5, RL.2.7, RL.2.10 | W.2.3 | SL.2.1, SL.2.2, SL.2.4, SL.2.5 | L.2.4 |

OVERVIEW

Book Summary

On the first page of *There Was an Old Lady Who Swallowed a Bat*, the old lady has her mouth wide open to swallow a shocked-looking bat. As the story goes on, we are shocked to see her swallow even more odd things: an owl, a cat, a ghost, a goblin, some bones, and a wizard. Finally, the wizard casts a spell that lets her yell, “Trick or Treat!” And all the other creatures come flying out of her mouth.

Each time the old lady swallows something new, the cumulative text repeats what she has swallowed before. Then the illustrations go inside the old lady’s stomach where the swallowed creatures chase each other in a hilarious sequence. The rhyming text and imaginative illustrations work together to reinforce the sequence of the story. The two also support students in following along during a reading, retelling the story, and even beginning to read on their own.

Teaching the Book

There Was an Old Lady Who Swallowed a Bat is a wacky Halloween variation on the popular cumulative story/song, “I Know An Old Lady Who Swallowed a Fly.” Use the book to teach cumulative story structure, sequence cue words, and multiple meaning words. Activities will engage students in creative language play, fluency practice, and rhyming games.

Theme Focus: Cumulative Story

Comprehension Focus: Sequence Cue Words

Language Focus: Multiple Meaning Words

ABOUT THE AUTHOR

Lucille Colandro has delighted children by keeping the old lady busy swallowing a variety of strange objects. Colandro’s *There Was an Old Lady* series celebrates the seasons, holidays, and even the first day of school.

Get Ready to Read

Pre-Reading Activities

Cumulative Stories Introduce students to a traditional nursery rhyme or story that has a cumulative story structure. One classic is “This is the House That Jack Built” from Mother Goose. An engaging narration of the rhyme accompanied by original R. Caldecott illustrations is available at:

<http://bit.ly/UJW3xq>.

As students listen to the story, encourage them to chime in with the cumulative sequence of events. Then ask: How is this story different from most stories? What is special about the way it is written?

Guide students to describe how the story repeats things over and over again. Explain that this is called a cumulative story because it retells each part of the story that has already happened.

Preview and Predict Ask students to look at the cover of *There Was an Old Lady Who Swallowed a Bat*. Have them guess what might happen in this cumulative story.



STORIA ENRICHMENTS

This Storia e-book has the following enrichments to enhance students' comprehension of the book.

- Picture Starter
- Word Search
- Jigsaw Puzzle
- Multiple Choice Text
- Multiple Choice Pictures
- Word Bird
- Touch the Page



BIG QUESTION

Critical Thinking Ask students to think about this question as they read and be ready to answer it when they have finished the book. Write the question on chart paper or have students write it in their reading journals.

How can the old lady swallow all those things?



Vocabulary

Multiple Meaning Words Students may need support with the meanings of some vocabulary words in the book, such as *goblin* and *wizard*. Have them study the illustrations to help define these words. The book also provides an opportunity to teach students that some words have more than one meaning. Ask students to watch for these multiple meaning words as they read and draw or write what each word means as used in the book.

Use **Resource #1: Vocabulary Cards** on page 7 and distribute copies to students.

bat

rattle

spell

treat

As You Read

Reading the Book

Modeled Reading Model a fluent reading of the book, emphasizing the rhyme in the cumulative text that creates humor and also cues students to remember the sequence of events in the story.

Shared Reading Reread the book, this time encouraging students to fill in the sequence of items that the old lady swallows. You might want to assign one student to each item, and have students fill in their part of the sequence each time it is read. The group can chorally read, “Imagine that!”

Comprehension Focus

Using Sequence Cue Words Explain to students that the events in a story happen in a certain order called a sequence. Words like first, next, and finally are called cue words because they help describe the sequence of a story in time order.

Use the graphic organizer on **Resource #2: Using Sequence Cue Words** to model for students how to use sequence cue words to retell the events of a story. Project the page on a whiteboard or pass out copies to students. Then lead the students through a retelling of the book using the sequence cue words.

Model: We’re going to retell the story together. You can look at the illustrations in the book to help you remember the order that things happen. How will we begin talking about the things the old lady swallowed? We’ll start with the word *First*. What was the very first thing the old lady swallowed? It was a bat, right? So I’ll write bat on the first line. What is the next sequence cue word? It’s *Next*. What did the old lady swallow next?

Have students volunteer the remainder of the sequence of events in the story. Ask them to repeat the cue word at the beginning of each line as they fill in the creature the old lady swallowed.

After You Read

Questions to Discuss

Lead students in a discussion of these focus story elements.

1. Cumulative Story Ask students why the old lady swallows the owl, the cat, the ghost, the goblin, the bones, and the wizard? (*Sample answers: Students should quote the text in the book that describes why the old lady swallowed each thing.*)

2. Using Sequence Cue Words What does the old lady swallow first? What does she swallow last? What comes after the cat? What comes before the bones? (*Sample answers: a bat, a wizard, a ghost, a goblin.*)

3. Multiple Meaning Words What if the old lady swallowed a baseball bat? What else might she swallow in a book about baseball? (*Sample answers: mitt, uniform, home base, umpire.*)

Questions to Share

Encourage students to share their responses with a partner or small group.

1. Text-to-Self What is your favorite illustration in the book? Explain what you like about it.

WORDS TO KNOW

Multiple-Meaning Words

Ask students to use their Vocabulary Cards to answer the following questions about the multiple-meaning words in the book.

What kind of **bat** is in the book? What is another meaning for **bat**?

What kind of **rattle** is in the book? What is another meaning for **rattle**?

What kind of **spell** is in the book? What is another meaning for **spell**?

What does the word **treat** mean in the book? What is another meaning for **treat**?

2. Text-to-World What might the old lady swallow if the story was set during Thanksgiving or Easter?

3. Text-to-Text Is this book an example of a make-believe story or a true story? Explain your answer.

Extension Activities

Reading/Writing Connection

Best Meal Ever Ask students to imagine that they could eat the best meal ever. What will they want to swallow? First, ask them to brainstorm a list of foods such as: favorite drink, favorite fruit, favorite main dish, favorite vegetable, and favorite dessert. Ask them to title their essay “The Best Meal Ever” and write about what they would want to eat. Remind them to use sequence cue words to describe the order of the things they would eat. Have students share their essays and see if there is agreement on the best meal ever.

Don't forget the



BIG QUESTION

Critical Thinking Give each student an opportunity to answer the big question. Encourage students to support their answers with details and evidence from the text. Tell them there is no one right answer.

How can the old lady swallow all those things?

Content Area Connections

Language Arts Rhyming Game Make game cards out of card stock for the rhyming words in the book. These include: *bat/that*, *owl/howl*, *cat/fat*, *ghost/most*, *goblin/spin*, *bones/groan*, and *spell/yell*. Write each individual word on a card. Play various games with the cards, challenging students to find the cards that make a rhyming match.

Science Fascinating Bat Facts Help students research bats to learn more about these nocturnal creatures. Provide non-fiction books or guide students to age-appropriate websites such as Science Kids at: <http://bit.ly/VxP6fb>. Ask partners or small groups to work together to create a list of 10 Fascinating Facts about bats and present it to the rest of the class.

Reading Fluency Practice The predictable pattern of the story provides a perfect opportunity for fluency practice that students enjoy. Lead the class in another reading of the book. Then ask partners to work with each other to read the book, one reading the left-hand pages and the other reading the right-hand pages. Give students a few days to practice before presenting their fluent reading to you or the class.

Arts Halloween Creatures Assign each student one or two of the Halloween creatures that the old lady swallowed. Ask them to draw the creatures, either creating their own image or using Jared Lee's illustration as a model. Remind them to show the animals looking surprised or scared, as they are in the book. Display the finished drawings in the room, asking students to put the creatures in the order that the old lady swallowed them.

BIG ACTIVITY

An Old Lady Riddle Make copies of the printable, **Big Activity: An Old Lady Riddle**, on page 5 and distribute to students. Explain that they will each write an Old Lady riddle story. Ask students to think of five things that the old lady could swallow to put together into a surprise at the end. For example, what would be the surprise if the old lady ate a turkey, plates, apples, cranberries, and a table? A Thanksgiving feast!

Go over the activity directions with students and clarify any questions. Have them trade papers with a partner to guess each Old Lady riddle.

Name: _____ Date: _____

BIG ACTIVITY: An Old Lady Riddle

Use this resource to write your own riddle. Then draw a picture of what comes out of her mouth at the end.

- 1.** Write five things the old lady swallowed. Also fill in the sequence cue words.

_____, the old lady swallowed a _____.

_____, she swallowed a _____.

_____, she swallowed a _____.

_____, she swallowed a _____.

_____, she swallowed a _____.

- 2.** Ask a partner: Can you guess what came out of her mouth?

- 3.** Draw the answer here.



READ MORE AND LEARN MORE

Use these books and other resources to expand your students' study of the book or theme.

Author/Series Connections



There Was an Old Lady Who Swallowed Some Books!

Lucille Colandro

Ages: 4–8

Grades: PreK–2

Lexile Measure®: 580L **Pages:** 32

She's gobbling up books, rulers, pencil cases, and chalk—and no one knows why! This funny book finds a bug-eyed, big-mouthed, totally cheerful old lady swallowing stranger and stranger items on every page. But when a big yellow school bus appears, it turns out that she had a plan all along! **Available as a Storia e-book**



There Was an Old Lady Who Swallowed Some Leaves!

Lucille Colandro


Ages: 4–8

Grades: PreK–2

Lexile Measure®: AD440 **Pages:** 32

It all starts when this funny and familiar old lady swallows a handful of fall leaves. One thing leads to another, and soon enough she's gulping down a shirt, a pumpkin, a pole, some pants, and even some hay. What could this wacky lady be up to? As in the original song, the repeating and cumulative rhymes invite reading along.

Available as a Storia e-book



There Was an Old Lady Who Swallowed a Chick!

Lucille Colandro

Ages: 4–8

Grades: PreK–2

Lexile Measure®: AD580L **Pages:** 32

It all starts when the old lady swallows a chick. One thing leads to another, and she gulps down warm straw, an egg, some candy, a brightly colored basket, and a bow. Put together, what could all these items make? Kids will be calling out with excitement, guessing what's coming next! Guess what all these items make!

Available as a Storia e-book

Theme Connections



Detective Blue

Steve Metzger

Ages: 4–8


Grades: PreK–2

Lexile Measure®: 300L

Pages: 32

Little Boy Blue is now Detective Blue, private eye. He solves more mysteries before lunchtime than most gumshoes solve in weeks. Then one day he gets a particularly tricky case: Miss Muffet has left her tuffet and is nowhere to be found. As Detective Blue pokes around the crime scene and follows leads, he gets help from all kinds of familiar characters. Can they track down Muffet before it's too late?

Available as a Storia e-book



Dog in Boots

Greg Gormley

Ages: 4–8


Grades: PreK–2

Lexile Measure®: AD680L **Pages:** 336

Guided Reading Level: N

Inspired by his favorite story about a cat with fantastic boots, Dog heads to the local shoe store and emerges with some splendid footwear. But Dog soon discovers that his fancy shoes won't let him do doggy things. He tries flippers, high heels, and even skis, but can't find anything that is just right. Could the perfect solution be right under his nose?

Available as a Storia e-book



Little Bunny Foo Foo

Paul Brett Johnson

Ages: 4–6

Grades: PreK–1 **Pages:** 32

Uh-oh! It looks like Little Bunny Foo Foo is up to his old tricks again. He's got a wagon full of mud pies, and he's chasing down all the creatures of the forest to give them a taste of his tomfoolery. How far can he press his luck before the Good Fairy turns him into a goon? **Available as a Storia e-book**

To find PDF versions of the Storia teacher guides and links to purchase the related books, visit:

<http://teacher.scholastic.com/ereading-resources/>

bat

meaning #1:

meaning #2:

rattle

meaning #1:

meaning #2:

spell

meaning #1:

meaning #2:

treat

meaning #1:

meaning #2:

Name: _____ Date: _____

RESOURCE #2: Using Sequence Cue Words

Read the sequence cue words. Then fill in the things the old lady swallowed in the correct order.

First, the old lady swallowed a _____.

Next, she swallowed a _____.

Then, she swallowed a _____.

After that, she swallowed a _____.

Next, she swallowed a _____.

Then, she swallowed a _____.

Finally, she swallowed a _____.

And, then, she yelled _____!