


# Ready, Set, Pajama Jam!

Reading Under the Covers has never been so fun!



*We're here to help you host the best reading party ever—because what kid doesn't love books and pajamas? Follow these simple steps to create a fun, educational night for your child and his friends.*

## STEP ONE PICK A THEME

Good news! We've completed this step for you. Hosting a "Pajama Jam Reading Party" allows you to combine imagination and reading with the fun of pajamas, EVEREADY<sup>®</sup> flashlights and forts.

## STEP TWO MAKE A PLAN

- ☐ **Where will you hold the party?**  
A larger living space (i.e. family room) is ideal for this type of party.
- ☐ **When will the party take place?**  
Decide a date and time.
- ☐ **Who should you invite?**  
Think about how many people (kids and adults) will comfortably fit in your party space.

## STEP THREE SEND INVITATIONS

No need to go overboard with custom invitations. Send an email or use an online invitation tool to alert your guests of the party details.

# STEP FOUR


## PREP FOR PARTY

- ☐ **Choose a selection of books to read at the party**
- ☐ **Build a reading fort**  
Draping a bed sheet or blankets over couch cushions, chairs or tables is all you need. You can include extra blankets or pillows in the fort for added ambiance.
- ☐ **Have EVEREADY® flashlights for inside the reading fort and plenty of EVEREADY® Gold® batteries on hand**
- ☐ **Select music**
- ☐ **Prep food** (see recipes ideas to the left)


### RECIPES

Choose simple, fun foods that will tie into any of the books you choose to read.

For example, if you're reading:



- **If You Give a Mouse a Cookie**  
by Laura Numeroff —  
serve cookies.



- **The Very Hungry Caterpillar**  
by Eric Carle —  
you can make  
your own caterpillar by  
putting one strawberry on a skewer for the head  
with frosting and chocolate chips for the eyes.  
Then, skewer a row of green grapes for the body  
behind the strawberry head.



- **One Fish Two Fish Red Fish Blue Fish** by Dr. Seuss —  
serve Goldfish crackers in a  
fish bowl

To add to the fort ambiance, serve s'mores one of two ways:

**Trail Mix:** Be creative and make your own s'more trail mix from mini marshmallows, mini chocolate cookies, graham cracker pieces, chocolate chips, mixed nuts, square pretzels, or candies.

### S'more Singles:

Ingredients:

- Graham Crackers
- Large Marshmallows, cut in half
- Chocolate bars

- 1) Heat oven to broil.
- 2) Place graham crackers in a single layer on a baking sheet and place one large marshmallow, sticky side down, on each square.
- 3) Toast until golden.
- 4) Remove from oven and place chocolate bar on top of each marshmallow.

And don't forget to proudly display a bowl of "book worms" (plain gummy worms will do!) for all the little readers at the party.

## STEP FIVE

### ENJOY!

Remember, don't overexert yourself, this should be fun for you too!

