



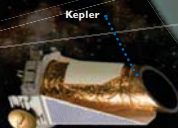
A LEGO® adventure in the real world



EXPLORE SPACE!

Kepler space telescope

Kepler, a huge telescope, stares at the same patch of sky all the time. It has spotted over 1,000 exoplanets so far.




GLIESE 832 C

Kepler is always looking for Earth's twin planet. Gliese 832 c is the planet most similar to Earth that has been found so far.

Home away from home

Gliese 832 c has a similar temperature to Earth's, though its sun is not as bright as ours. It could also have water on it. BUT, big problem—it would take us 400,000 years to get to it!



Motte and bailey

The first castles were wooden towers on hills, called mottes. Each motte had a fenced yard around it, called a bailey.

Stone castles

Wooden castles could easily catch fire, so stone castles were built next. The walls were very thick.

THE KEEP


The tower in the center of a castle is called a keep.

The castle fortress

As castles grew bigger, they needed more workers. Soon, castles were like mini-towns.

DISCOVER MEDIEVAL CASTLES!

DIVE UNDER THE SEA!



whale shark
43 feet (13 m)

human
5 feet 10 inches
(1.8 m)



Okay! We've got a big pile of dino bones here. Let's see what you've learned. Put them together!



Hmm... just put them together, she says. Where does this one go?



I think you need to bone up on your dinosaurs...



UNEARTH FOSSILS!

