


# ★ Pop-Up Book Report ★

For this book report, you will tell about a book you've chosen to read by creating a pop-up scene. Your report will include a summary, and information about the book's characters, setting, and problem and solution.

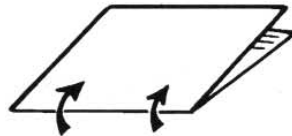
☒ Check off each requirement after you've completed it.




## Requirements

### ☐ CONSTRUCTING THE POP-UP BOOK

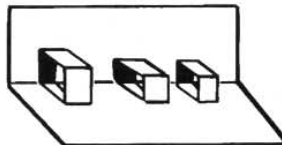
1. Draw a rough sketch of the scene you want to create and decide which elements will "pop up."
2. Fold a piece of construction paper in half widthwise.



3. Along the folded edge, cut two slits of equal length for each of the pop-up tabs in your scene.



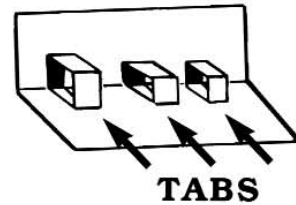
4. Open the paper up, and gently pull each of pop-up tabs forward.



5. Fold the paper again so that each of the pop-up tabs falls into the center. Press the base of each tab so that it forms a crease.



6. Open your paper up and illustrate the background of your scene.
7. Draw the pop-up elements of your scene, and glue them onto the front of each tab.
8. Use a ruler and pencil to *lightly* draw guidelines on the paper in front of your pop-up scene. Write the paragraph in pencil first. Then trace over it using a thin black marker. Finally, erase the guidelines and pencil marks.
9. Repeat these steps for each page of your book. Put your pages in order, one on top of the other. Glue the bottom of one page to the top of the next, until all of the pages are joined. Use glue stick rather than glue so that the paper doesn't buckle.
10. Get another sheet of construction paper and fold it in half. Use creative lettering to write the name of the book you read, the author's name, and the words "Pop-up Book by [your name]." Include a related illustration. Put the pop-up pages in the folded cover, and glue the cover into place.



## CREATING THE PAGES

☐ **SUMMARY/PAGE ONE:** Write a complete paragraph that gives a brief summary of the book. Include the following

- author
- main character
- conclusion
- title
- major events

Create a pop-up picture that illustrates your favorite scene from the book.

☐ **PROBLEM-SOLUTION/PAGE TWO:** Write a complete paragraph that describes the main problem and solution of the story. Divide the page for your picture vertically. Write PROBLEM at the top of the left panel and SOLUTION at the top of the right panel.

1. On the left panel create a pop-up picture that illustrates the problem.
2. On the right panel create a pop-up picture that illustrates the solution.

☐ **SETTING/PAGE THREE:** Write a complete paragraph that describes the setting of the book. Consider the following:

- time period
- socioeconomic factors
- climate
- geographical location
- surroundings
- season

Create a pop-up picture that illustrates the setting of the book.

