



JANUS



LUCIAN









EKATERINA



TOMAS



READING IS
YOUR PASSPORT TO
ADVENTURE



www.the39clues.com



SCHOLASTIC



CLASSROOM GUIDE

FREE!

Unlock powerful reading comprehension skills—and motivate reluctant readers—as you bring the excitement of The 39 Clues into your classroom!

YOUR STUDENTS WILL...

- ✓ FIND THE MAIN IDEA
- ✓ MAKE CONNECTIONS TO THE TEXT
- ✓ MAKE INFERENCES AND PREDICTIONS
- ✓ STUDY PLOT, SETTING, AND CHARACTER
- ✓ UNDERSTAND LITERARY SYMBOLS

THEY'LL IMPROVE THEIR SKILLS IN...

- ✓ CREATIVE WRITING
- ✓ DEDUCTIVE REASONING
- ✓ CRITICAL THINKING
- ✓ GEOGRAPHY, HISTORY, AND MATH

The 39 Clues is a reading adventure that connects with students through books, cards, and an online game. Readers use all three to gather Clues and solve the mystery.

Integrate **geography, history, and math** into your curriculum, as students visit every continent and travel through 500 years, meeting fascinating figures like Benjamin Franklin, Mozart, Marie Curie, and more!

The 39 Clues introduces young readers to some of today's bestselling authors—Rick Riordan, Gordon Korman, Peter Lerangis, Jude Watson, Patrick Carman, Linda Sue Park, and Margaret Peterson Haddix.

How the Story Begins...

Minutes before she dies, Grace Cahill changes her will. Her descendants have to choose. They can receive a million dollars and walk away. Or they can receive a Clue—the first in 39 Clues hidden around the world that will reveal the source of the infamous Cahill family power.

Now the race is on. Young Amy and Dan must outwit other teams of relatives in the hunt for the Clues—while sharp-eyed readers play along!

www.the39clues.com



Additional resources
for teachers at
www.the39clues.com


SCHOLASTIC, THE 39 CLUES, and associated logos are trademarks and/or registered trademarks of Scholastic Inc.

WORKSHEET A

NAME: _____

CRACK THE CODE

International signal flags are used at sea for ceremonial purposes or to communicate secretly. Here, flags are being used to spell out an important message.



Think you can crack the code? Prove it!

For answers, see Activities & Discussion page.
SCHOLASTIC, THE 39 CLUES, and associated logos are trademarks and/or registered trademarks of Scholastic Inc.

www.the39clues.com

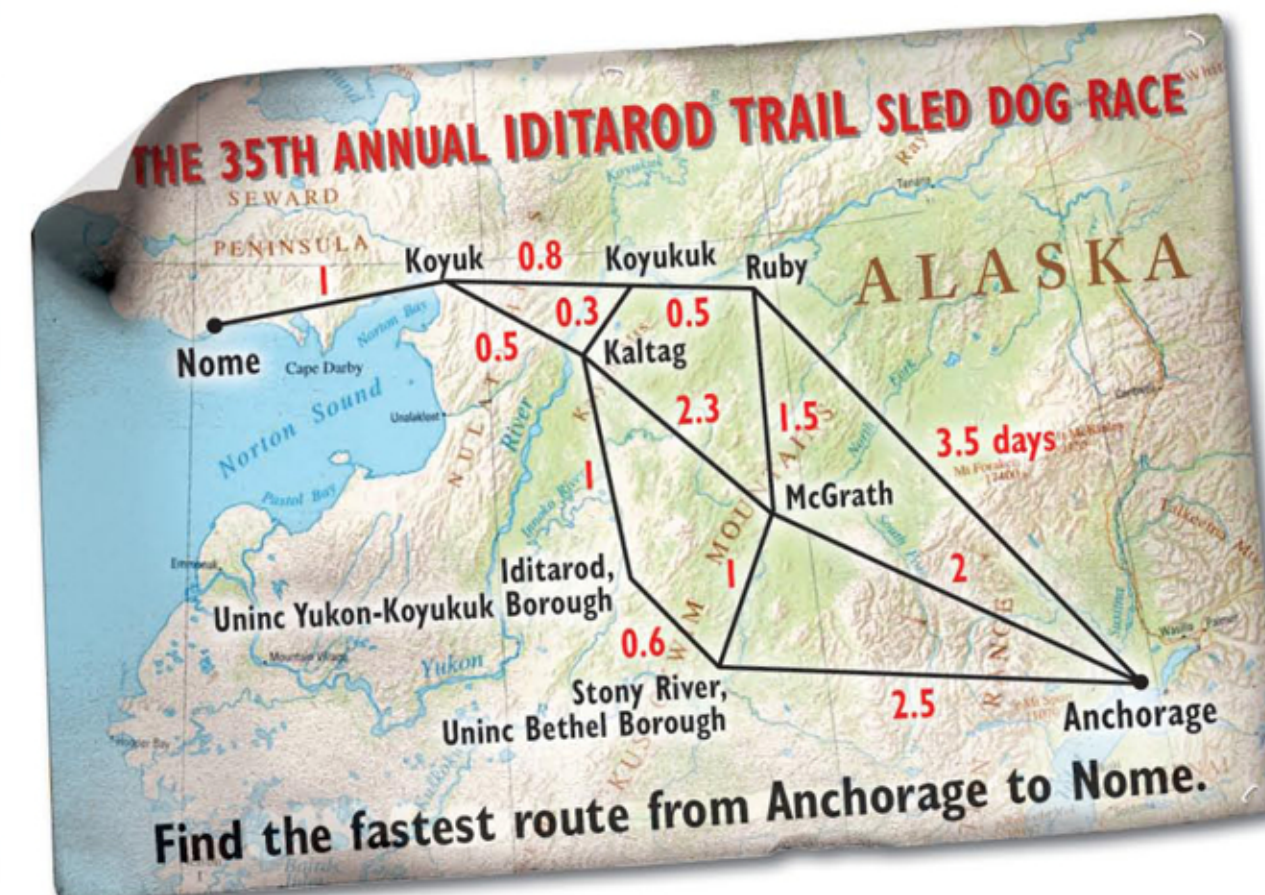


WORKSHEET B

NAME: _____

RACE TO NOME

Solving this puzzle is not a guessing game. Use your math skills wisely to find the fastest route from Anchorage to Nome and you're on your way. The race is on!



Find the fastest route from Anchorage to Nome.

Fastest route: _____

For answers, see Activities & Discussion page.
SCHOLASTIC, THE 39 CLUES, and associated logos are trademarks and/or registered trademarks of Scholastic Inc.

www.the39clues.com



ACTIVITIES & DISCUSSION

Reading Comprehension Activities

Connect to the writing process through a 39 Clues investigation journal

A perfect tool for your morning journal or thought starters—have students create their own 39 Clues investigation journal, using a notebook or binder, to keep track of ideas and clues, write responses to discussion questions, list new vocabulary words, and make connections to aid comprehension. Students can personalize the cover of their journal with pictures of famous people and places they would like to visit.

Activate prior knowledge to make connections to the text

Discuss the following questions as a group, and/or have students write their thoughts in their journals. Have students compare and contrast their answers.

- What does power mean to you? What could make you the most powerful person in the world?
- If you could be related to one famous person, who would it be?
- One million dollars or a Clue—which would you choose?

Making inferences to build comprehension

Good readers draw conclusions based upon their own background knowledge and clues in the text. Model for your students how to ask “I wonder” questions. Discuss these questions or have them write answers in their journals.

- Mr. McIntyre told the heirs that the prize would make the winners the most powerful beings on Earth. I wonder what the prize could be.
- I wonder why there are exactly 39 Clues.
- Amy and Dan were given a warning: Beware of the Madrigals. I wonder what the Madrigals are and why the siblings must beware of them.

Finding the main idea and supporting details

Looking for the big idea in a book, and understanding how details support that idea, are important ways to strengthen comprehension.

- Amy and Dan aren't the only ones who have an adventure—students of all ages have a story to tell. Have students think about a significant period or series of events in their lives. Have them write a one-sentence summary of what happened, then have them flesh this out with supporting details.
- Now use this background exercise as a tool to compare their story elements to The 39 Clues. Have students describe a 39 Clues adventure in a one-sentence statement and write it at the top of the page. Next, have students fill in detailed events in *before*, *during*, and *after* columns underneath the statement. This will help students make a visual connection to see how details support the main idea.

Literary Analysis Activities

Plot — the map of the journey

Talk with students about how plot, like a sequence of musical notes, is the essence of a story. Discuss how conflict is often an essential element of plot—a clash of actions, ideas, desires, or wills which may be physical, mental, emotional, or moral. In their journals, have students reflect upon which type of conflict they think makes the story most interesting and why.

- What mental conflict does Amy wrestle with in The 39 Clues? How does it contribute to her character and the story?
- The Holt family represents a physical conflict with Amy and Dan. How does the author's description of the Holts emphasize this conflict? Evaluate each team and determine what type of conflict they bring to the story.
- Amy and Dan face multiple moral conflicts in the series. What are these conflicts and what action would you choose?

Suspense

Have students find examples of how The 39 Clues series is packed with suspense—the element of plot that keeps the reader turning the page to find out what happens next. Invite students to discuss how the author uses this writing technique with these questions:

- What elements of suspense made you want to keep reading?
- Where did you find the most suspense—in the beginning, middle, or end of each chapter?
- How did the author choose where to put suspense, and why did he or she choose that place in the story?

Ending or resolution

Discuss with students different kinds of endings to stories. For example, in most mystery stories, conflicts are resolved, all answers to the mystery are revealed, and all is explained. But not always. How is a series like The 39 Clues different? What parts of the plot ended and/or were fully resolved? What parts continue or remain unresolved? Why?

Characterization: powerful literary tool, or Cahill secret?

While plot is the road map of a story, characterization is the car that drives the story to its destination. Reading for character can be more difficult than reading for plot. However, helping your students learn this literary skill can transform their reading journey from a drab interstate road trip to a vibrant scenic Sunday drive.

Is this powerful literary tool a Cahill secret? No! It is simply how authors get readers to empathize with the protagonists (main characters) and secondary characters in a story. By feeling and sensing what is happening to Dan and Amy, readers live vicariously through them and feel like they are participating in the hunt for The 39 Clues.

Authors use a variety of techniques to reveal character. While artists can draw details for all to see, authors must paint with words. Have students find examples of where the authors provide clues to character—some are easy to spot, like in dialogue, while others require a deeper level of detective work, like examining a character's motivation through actions and background.

Activities Across the Curriculum

Make characters come to life

Transform adjectives into visual pictures

In their journals, have students sleuth for clues (and adjectives) about each of the characters. Based upon these descriptions, have students draw a detailed picture of their favorite character.

Dialogue drama

Dialogue offers many clues to character. Locate a passage of complex dialogue between two characters in The 39 Clues and have students examine it. What did they learn from this conversation, and how did they learn it? Next, have students pair up and create a drama that introduces a new character in the series. Using only dialogue, with no props or costumes, students must paint a convincing picture of this new Cahill.

Revelation round-up

Discuss how events in a person's past can influence their actions. Have students brainstorm revelations and clues about each character's past. Put the revelations in a T-graph, labeling one side *revelation* and the other side *prediction*. What predictions can they make about the actions of the characters in future books based on this information?

Symbolism — the key to crack the clues

Dan and Amy decipher symbols in pictures and in words to crack the Clues. In literature, symbolism is used to discover deeper meaning. A literary symbol can be an action, a person, or an object that has a literal meaning in the story but also represents another meaning as well.

Name symbolism

Authors often use names to suggest something about their characters. Dan and Amy have been told to beware of the Madrigals—an unknown group that threatens their hunt for the clues. Have students discuss just what or who are the Madrigals. What guesses can they make based on name symbolism? Are there similar clues in other names?

Object symbolism

This form of symbolism is used to add or reinforce meaning. For example, the jade necklace reminds Amy of her beloved grandmother Grace, who always wore it and called it her good luck charm. Moreover, the Chinese call jade the “stone of heaven,” so the necklace represents Grace's continued influence even though she is no longer alive. What other objects are mentioned frequently in The 39 Clues? Have students brainstorm alternative meanings for these objects and how these meanings relate to the story.

Action symbolism

A character's actions can symbolize a change in their way of thinking—about themselves, about others, or about their lives. Events that take place in The 39 Clues can be life-changing and symbolic! Have your students discuss and compare examples.

Symbol activity— pictograph scavenger hunt

Discuss how a pictograph is a form of communication that transcends language. Divide students into competing groups and have them design wordless pictographs with clues

representing various locations around your school. Taking turns by group, hide each group's clues in the various locations so that one pictograph clue leads to the next. Were the groups able to find the treasure at the end?

Setting – a great way to learn geography and social studies skills

The setting for The 39 Clues series is the world! Dan and Amy travel to every continent and explore many countries and cultures in their quest to find each new clue!

Turn your students into travel agents! Using guidebooks, encyclopedias, books, online resources, maps, and other resources, have students plan a trip to one of the cities Dan and Amy visit. Then have them create a budget that includes cost of transportation, accommodations, food, and admissions. Finally, have them write and design a marketing brochure that describes the trip, shows the costs, and sells the tour!

For additional The 39 Clues educator resources, including videos, special author messages, downloadable activities, and more, please go to www.the39clues.com.

Guide written by: Laura Stockwell, Fifth Grade Teacher, Orlando, Florida



Card Pack 1:
Secrets and Sabotage
978-0-545-08342-3
\$6.99

Card Pack 2:
Branch vs. Branch
978-0-545-08845-9
\$6.99

Watch for more titles!