


Teaching Resources for The Story Smashup Webcast

THE COO-COO ADVENTURES OF MOLLY AND COCO-PUFF



We hope that you and your class enjoyed the Story Smashup Webcast! Use the activities and fun reproducibles in this guide to continue the excitement and celebrate writing in your classroom.

Full Class Activities

Writing or Drawing?

Dav Pilkey and Jeff Kinney both write and illustrate many of their own books. Ask your students whether they prefer writing or drawing and why. Then ask them to brainstorm a list of moments or events they think would be easier to express through words or through pictures. Here are some ideas to get you started or to add to your list:

- You feel sad because you miss your best friend.
- There's a battle taking place between invisible enemies.
- The oldest turtle on earth is having a birthday party.
- A gym teacher visits a new school for the first time.
- A cow trips over a magic stick and rolls down a hill.



Once you have your list, allow students to attempt drawing or describing the scenes and test their hypotheses of which is easier.

Thinking about Conflict

Conflict is identified in the webcast as one of the crucial parts of a story. One great way to see conflict clearly is to compare using the word *and*, which adds to the existing idea in the sentence, with the word *but*, which is used to show opposing or conflicting ideas. Below are some fun examples to help your students explore the differences.

Cat and dog are best friends **and**...

Cat and dog are best friends **but**...

Unicorn was on the way to the store **and**...

★ Unicorn was on the way to the store **but**...

I studied really hard for the test last night **and**...

I studied really hard for the test last night **but**...



Use the following reproducibles in this guide to get the creativity flowing in your classroom!



Inspiration Wall

Review and discuss character, setting, and conflict (internal and external) with your students and ask them to recall each one from the webcast. Students can use the **Inspiration Wall** worksheet to keep track of their ideas and help them create their own stories, drawings, or comic strips.



Express Yourself

As they were drawing, Dav and Jeff added important details to the faces of the characters to let viewers know how the characters felt. Discuss how details in both drawing and writing help create richer experiences for readers, and then use the following **Express Yourself** exercise to have students practice communicating emotion through details.

Unpeel a Book

Invite students to discuss the parts of every story: title, author, characters, setting, conflict, and solution. Using the **Unpeel a Book** activity below, students can identify each of the elements in a book they've read recently.

Writer's-Block-Busting Ideas

Both Dav and Jeff talked about how they work best. Discuss different creative processes with your students—do they like to listen to music, sit outside, write with friends? Then talk about the idea of “writer’s block” and ask them to share ideas for working through it. You can then pass out the **Writer’s Block–Busting Ideas** page so they can have some solutions on hand for when they get stuck.



Inspiration Wall

Name: _____ Date: _____

Dav and Jeff said that character, setting, and conflict are three very important parts of every story. Use this Inspiration Wall to keep track of your ideas, and then mix and match them to create stories, drawings, or comic strips!

●
Characters

●
Settings

●
Conflicts

Unpeel a Book

Name: _____ Date: _____

Think of a book you've read recently and peel back the different parts of the story using the graphic organizer below.

AUTHOR:

TITLE:

CHARACTERS:

SETTING:


CONFLICT:

SOLUTION:


Express Yourself!

Name: _____ Date: _____


As they were drawing, Dav and Jeff added important details to the faces of the characters to let viewers know how the characters felt. Add details to the faces below so that they match the feelings. Then come up with three synonyms for each feeling. Get creative!




Happy



Sad



Angry



Confused

Writer's-Block-Busting Ideas:



Writer's block happens to everyone. If you get stuck, here are some ideas to get your creativity flowing again!

Can't think of an idea?

- **Keep an idea journal.** Fill it with *anything* that inspires you: pictures from magazines, catalogs, the Internet; something you overhear; character names you like; favorite memories; and other flashes of inspiration. Whenever you need an idea for a story, flip through your journal.
- **Start in the middle of the story.** Coming up with the beginning of a story can be scary, so try jumping straight to the action. You can even start at the end and work backwards!
- **Word Cloud.** Brainstorm a word cloud of all the words you can think of on a given topic to help get creative thoughts flowing. You can even do this with a friend or two to get even more ideas!



Stuck in the middle of a story?

- **Write a scene from a different character's point of view.** Getting out of the main character's head can give you a better sense of the other characters you're writing about. It might even inspire surprising plot developments!
- **Talk it out with a friend.** Don't be afraid to ask for help! Grab a friend and talk about the problems you've run into. Sometimes an outside perspective is all it takes to have a creative breakthrough.
- **Write non-stop for a few minutes.** For five minutes, just write whatever comes into your head, without stopping and without worrying whether it's good or bad. You'll be surprised what you can come up with when you're not thinking too hard!