



Happy Valentine's Day to _____




From:

Happy Valentine's Day to _____




From:

Happy Valentine's Day to _____



From:

Happy Valentine's Day to _____



From:

Love Notes

For Valentine's Day, all students will need to complete the attached "love notes". I think these will prove to be meaningful and the only cost is spending time with your student while talking about their friends and classmates.

Each page contains 4 hearts. I am sending home enough pages so that each student has enough hearts to fill out one for each student in our class. I'm also including some extras so that if your student needs a few extras, you have them on hand.

At the top of each "love note", it says, "Happy Valentine's Day _____". Put each classmate's name on the line in one of the boxes. In the heart I would like for your student to write something that they appreciate about that student. It can be anything from "You have a great laugh!" to "I love when we play at recess!" or "Thank you for letting me borrow your crayons." You can also write the sentence on the back if you need more room for the compliment.

I'm sending them home now because it may take a while to finish and everyone needs to send them in before February 14th. I would LOVE for your student to write them (you can help with spelling) but I know that for some students, that may be asking a lot since we they will be writing one "love note" for every student in our class. So, if you need to write what your student says, please do because when I think about this assignment, everyone getting a "love note" from every other student is the most important part to me. If you help your student fill out their hearts by writing for them, please only write what they say word for word!

Please call or email me if you have any questions about this activity!

Thanks,

The clip art hearts on the Love Notes were found on Microsoft Clip Art

Love Notes

For Valentine's Day, all students will need to complete the attached "love notes". I think these will prove to be meaningful and the only cost is spending time with your student while talking about their friends and classmates.

Each page contains 4 hearts. I am sending home enough pages so that each student has enough hearts to fill out one for each student in our class. I'm also including some extras so that if your student needs a few extras, you have them on hand.

At the top of each "love note", it says, "Happy Valentine's Day _____". Put each classmate's name on the line in one of the boxes. In the heart I would like for your student to write something that they appreciate about that student. It can be anything from "You have a great laugh!" to "It's great when we sit at lunch together." or "Thank you for letting me borrow your pencil." I'm sending them home now because it may take a while to finish and everyone needs to send them in before February 14th.

Please call or email me if you have any questions about this activity!

Thanks,

The clip art hearts on the Love Notes were found on Microsoft Clip Art

Below is our class Valentine/Love Note list!

