



I SPY

DOUBLE-DIGIT ADDITION AND SUBTRACTION WITH REGROUPING FREEBIE

Made by Kristin Kennedy

I Spy Double-digit Addition and Subtraction with Regrouping Freebie

Teacher Notes/Directions:

Once you have cut out the sunglasses cards, place/tape them around the room. Then give students the recording sheet to complete as they are walking around the room. You may also give them a mobile device that can scan QR codes so they can self-check their answers as they go.

Credits:

Made by:

Kristin Kennedy

<http://www.teacherspayteachers.com/Store/Kristin-Kennedy>

<http://iteach1tol.blogspot.com>

Fonts by: www.kevinandamanda.com


<http://www.teacherspayteachers.com/Store/Cara-Carroll>

Graphics by:

<http://www.teacherspayteachers.com/Store/Ashley-Hughes-38>

<http://www.teacherspayteachers.com/Store/Teaching-In-A-Small-Town>

Name _____




I Spy: Addition and Subtraction with Regrouping

Solve each addition or subtraction problem. Be sure to show all of your work.	Scan the QR code. Were you correct? If not, write the correct answer.
A	
B	
C	
D	
E	
F	

Solve each addition or subtraction problem. Be sure to show all of your work.	Scan the QR code. Were you correct? If not, write the correct answer.
G	
H	
I	
J	
K	
L	

Answer Key

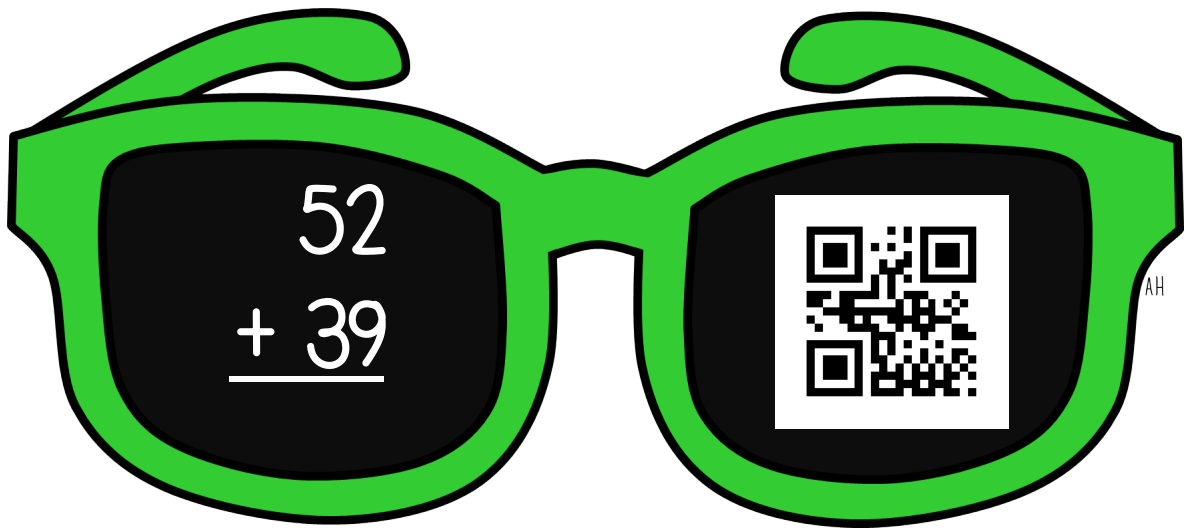
I Spy: Addition and Subtraction with Regrouping




Solve each addition or subtraction problem. Be sure to show all of your work.	Scan the QR code. Were you correct? If not, write the correct answer.
A 91	
B 48	
C 95	
D 17	
E 81	
F 27	

Solve each addition or subtraction problem. Be sure to show all of your work.	Scan the QR code. Were you correct? If not, write the correct answer.
G 94	
H 19	
I 91	
J 48	
K 72	
L 12	

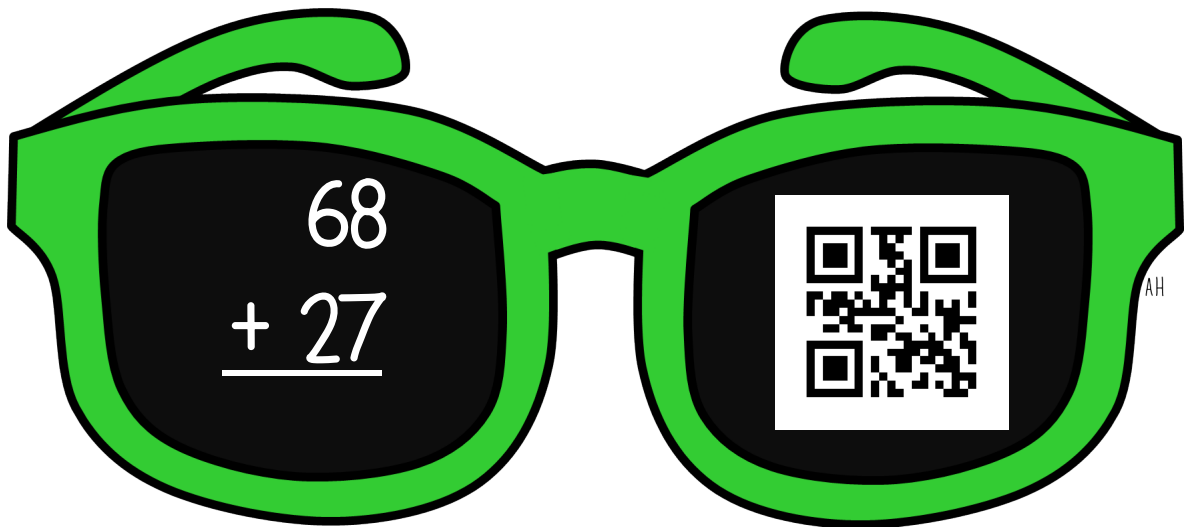
A




B




C




D




E




F




G




H




I



J



K



L

