

MARSHMALLOW MEASUREMENT

A Nonstandard Measurement Activity



Kelli Bollman

<http://castlesandcrayons.blogspot.com>

MARSHMALLOW MEASUREMENT

This activity is a YUMMY and FUN way for your kiddos to explore nonstandard measurement! Provide students with a baggie of 15 mini marshmallows and 12 big marshmallows. Students will measure the line and write how many mini marshmallows long it is and how many big marshmallows long it is.

My sweeties worked on this with a partner throughout the week during Math Menu. At the end of the week, we snacked on the extra (and CLEAN!) marshmallows! YUM!

Materials needed:

- one bag of mini marshmallows
- one bag of regular size marshmallows
- one copy of the following activity sheet per child

Have fun!


Kelli

<http://castlesandcrayons.blogspot.com>


Name _____

Marshmallow Measurement

1. _____




Mini marshmallows




Big marshmallows

2. _____



Mini marshmallows



Big marshmallows

3. _____




Mini marshmallows



Big marshmallows

4. _____



Mini marshmallows



Big marshmallows



THANK YOU!

Thank You so much for downloading this free activity! I hope it helps Your kiddos have fun while exploring nonstandard measurement!

Please check out my other products on TpT:

{ [www.teacherspayteachers.com
/store/kelli-bollman/](http://www.teacherspayteachers.com/store/kelli-bollman/) }

Please email me with any questions or concerns

{ castlesandcrayons@gmail.com }

Digital Scrapbook Paper from Erin Bradley Designs

{ www.erinbradleydesigns.com }

Graphics by Scrappin Doodles

{ www.scrappindoodles.com }

Page Borders, and Frames from Fancy Dog Studio

{ www.fancydogstudio.com }

Fonts used: MTF Jumpin Jack, CK Handprint, and Digs My Hart!



Kelli