


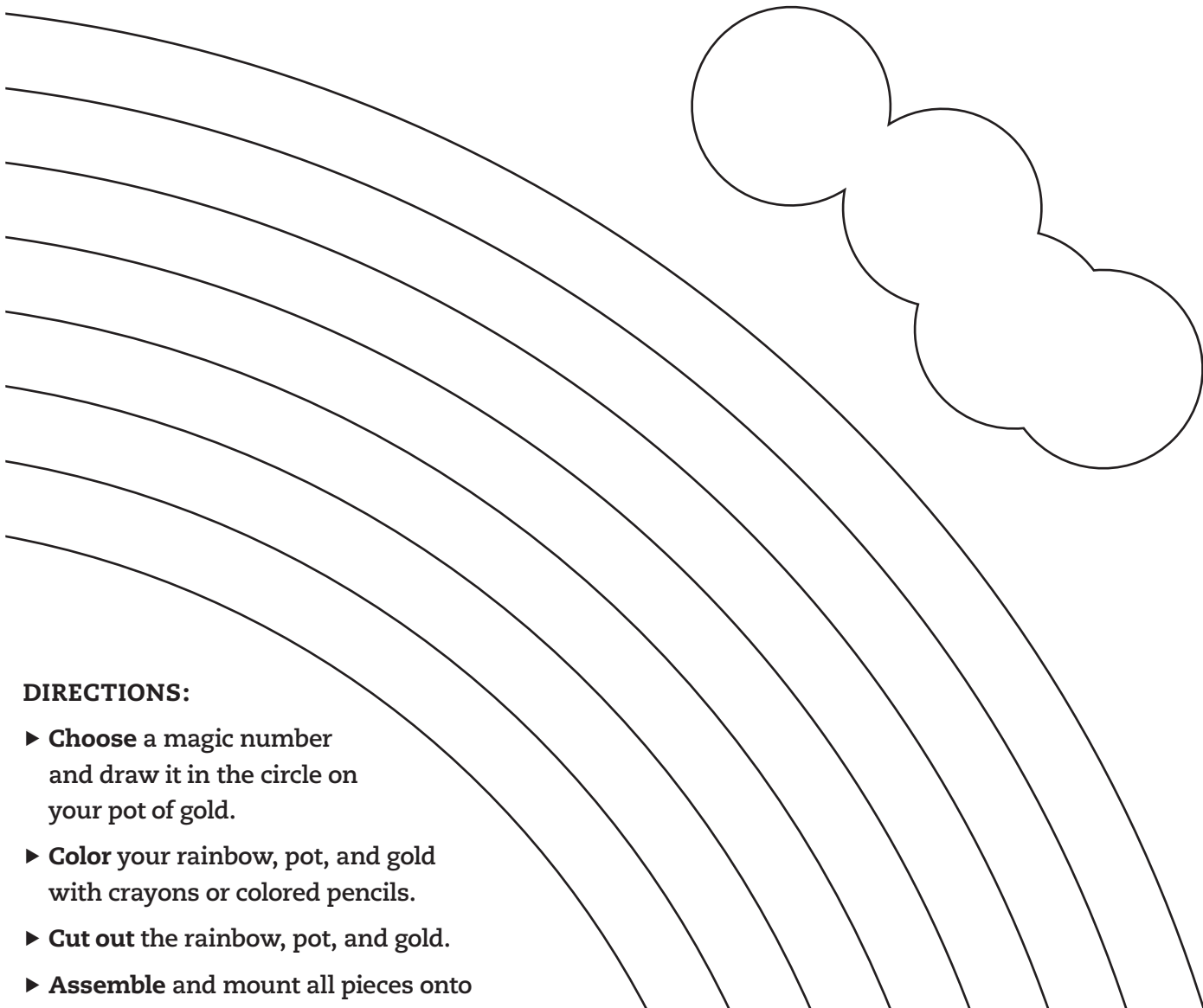
Name \_\_\_\_\_

# Rainbow Math

## DIRECTIONS:


- ▶ **Choose** a magic number to put on your pot of gold.
- ▶ **Color** in with crayons or colored pencils.
- ▶ **Write** a number sentence on each band of the rainbow, using addition, subtraction, multiplication, or division to reach your magic number.
- ▶ **Get creative** by using a variety of operations, fractions, and decimals!





# DIRECTIONS:

- **Choose** a magic number and draw it in the circle on your pot of gold.
- **Color** your rainbow, pot, and gold with crayons or colored pencils.
- **Cut out** the rainbow, pot, and gold.
- **Assemble** and mount all pieces onto paper using a glue stick.



- **Write** a number sentence on each band of the rainbow, using addition, subtraction, multiplication, or division to reach your magic number.
- **Get creative** by using a variety of operations, fractions, and decimals!

