

## Color Eva's Treehouse

Color the picture. Use the color key.


Color Key

1 Red

2 Blue

3 Yellow

4 Green



Name \_\_\_\_\_

# Help Eva Get Home

Get Eva to her treehouse by coloring spaces marked with the letter E.



Name \_\_\_\_\_

## Who's in the Band?

Eva and her friends are in a band! Draw a line to show what each bird does in the band.



Name \_\_\_\_\_

## What Do You Love?

Eva loves to write in her diary. She loves picnics. She loves drawing.  
Draw something you love. Write what it is.



I love \_\_\_\_\_

\_\_\_\_\_

\_\_\_\_\_





## Help the Planet!

The owls of Treetopolis are having a community clean-up day. Help Eva make a list of things that every owl can do to protect the planet.



Ways we can take care of the earth:

1. Recycle paper, cans, and plastic.

2. Choose reusable bags for shopping.

3. \_\_\_\_\_

4. \_\_\_\_\_


5. \_\_\_\_\_



Name \_\_\_\_\_

## I'm With the Band!

Imagine that you are in a band. What kind of band is it? Would you sing or play an instrument in the band? Draw what you imagine below.



My band's name is \_\_\_\_\_.

I \_\_\_\_\_ in the band.

Our hit song is called \_\_\_\_\_.



Name \_\_\_\_\_

## A Tree About ME!

Write your answer to the prompts on each branch.



A food I like

A word I like

Something I love



Something I do NOT love

Something I want to learn

## Nature Walk

Describing words make sentences more interesting. Help Eva by adding describing words to her diary entry below.



Dear Diary,

Today our class went on a \_\_\_\_\_ nature

walk. We picked a spot near some

flowers. We dug a \_\_\_\_\_ hole. Then we all

planted a \_\_\_\_\_ tree. We watered it

with a \_\_\_\_\_ watering can.

What a \_\_\_\_\_ way to celebrate Nature Day!






## Eva's Musical Word Find

Find all of the music words in the grid.

### Word Bank

BAND DANCE DRUMS FESTIVAL GUITAR KEYBOARD MUSIC  
PERFORM PRACTICE ROCK SAXOPHONE SINGER SONG STAGE

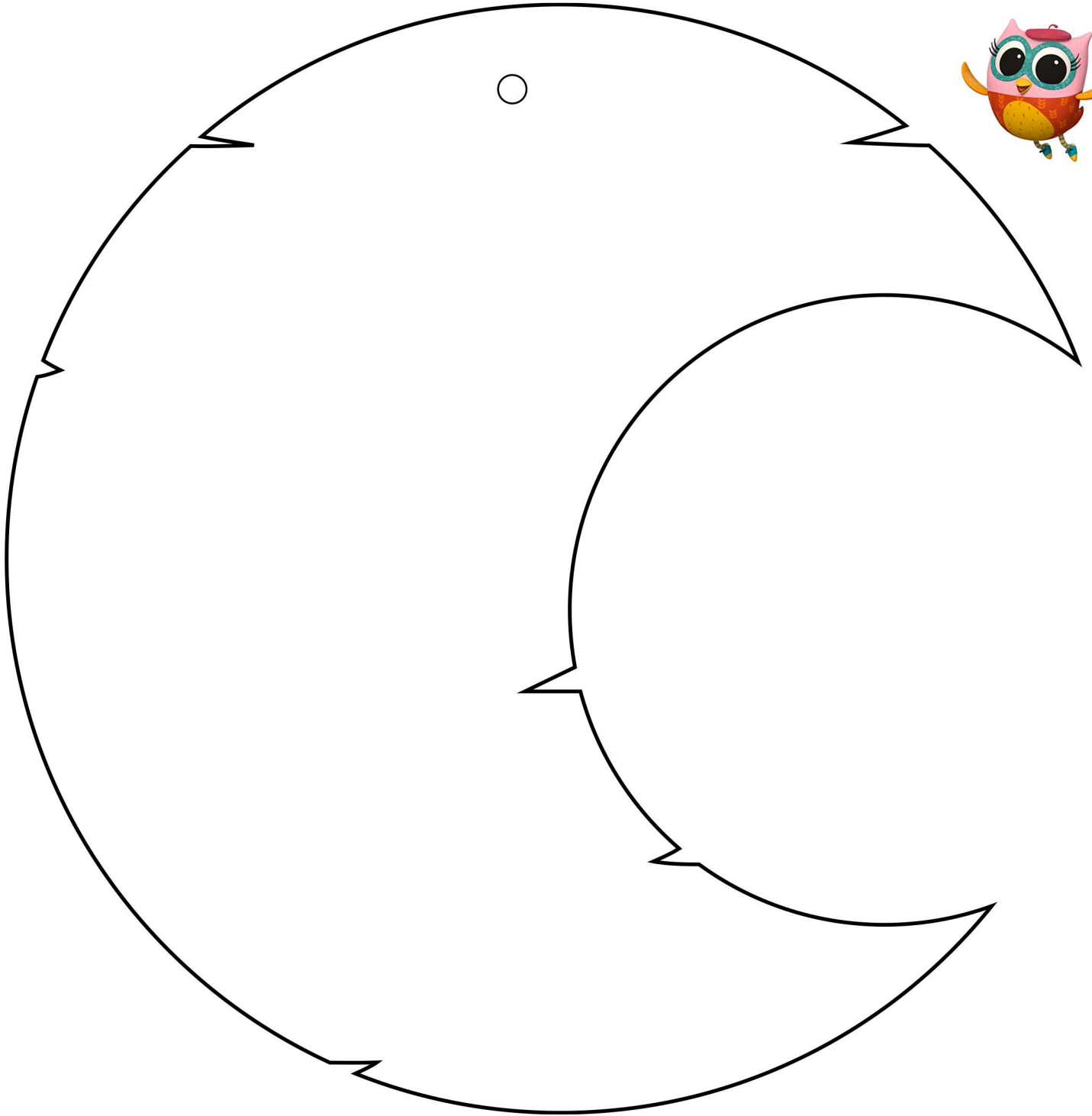
M	U	S	A	K	D	G	E	Z	O	L
F	R	P	X	U	O	C	B	A	N	D
P	E	R	F	O	R	M	H	D	I	S
O	R	S	T	A	G	E	F	R	W	I
N	T	A	T	S	O	M	M	U	L	N
W	U	X	C	I	S	Q	U	M	A	G
G	S	O	N	T	V	U	R	S	D	E
U	O	P	E	Y	I	A	K	A	I	R
I	N	H	C	E	H	C	L	X	O	C
T	G	O	M	P	O	X	E	G	U	K
A	I	N	U	R	N	D	A	N	C	E
R	K	E	Y	B	O	A	R	D	F	V



# Eva the Owlet

## Holiday Moon Wish Activity

To create your moon wish, start by imagining anything you'd love to wish for. Next, grab some craft supplies and decorate your wish on the moon-shaped cutout. Once it's ready, ask a grown-up for help to carefully cut it out and punch out a hole in the top. Finally, attach a string or ribbon to hang up your magical moon wish. Have a flaptastic time crafting!



**OWL  
DIARIES**

Read about Eva in the  
bestselling Owl Diaries series!

 **SCHOLASTIC**

SCHOLASTIC TM/® Scholastic, Inc.


 **tv+**

# Eva the Owlet



## Scavenger Hunt Activity Sheet

Join Eva the Owlet on a flaptastic outdoor adventure! Can you find all six nature treasures? Look high and low, check under leaves, and use your best owl eyes to spot them all. Mark each one as you find it—happy exploring!



 **SCHOLASTIC**

SCHOLASTIC™/® Scholastic Inc.

**OWL  
DIARIES**

Read about Eva in the  
bestselling Owl Diaries series!

 **tv+**