

# TOMBQUEST

## Create Your Own Amulet!

In TombQuest, Alex uses his mother's scarab amulet to help him out of dangerous situations. In ancient Egypt, amulets were believed to have powerful abilities. Some were worn for strength, others for protection. They came in all shapes, such as fish or hearts or flying beetles. The shape, color, and material determined the type of magic.

Here's your chance to design your own amulet! Will it take the shape of an animal or something else important to you? What power will your amulet provide you in the afterlife? Choose the color, shape, and material. Decorate it any way you like.

### AMULET DETAILS



Color: \_\_\_\_\_

Shape: \_\_\_\_\_

Material: \_\_\_\_\_

Power: \_\_\_\_\_

### AMULET SKETCH



READ THE BOOKS. PLAY THE GAME.  
[SCHOLASTIC.COM/TOMBQUEST](http://SCHOLASTIC.COM/TOMBQUEST)

 **SCHOLASTIC**  
open a world of possible

**REPRODUCIBLE**  
SCHOLASTIC, TOMBQUEST, and associated  
logos are trademarks and/or registered  
trademarks of Scholastic Inc.

# TOMBQUEST

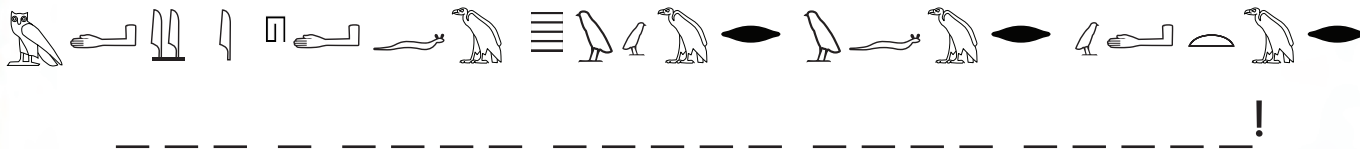
## Unlock Ancient Spells from the Book of the Dead

In TombQuest Book One: *Book of the Dead*, Alex Sennefer owes his life to a spell from the Book of the Dead. But this isn't completely fiction—the Book of the Dead really exists! It's a collection of about two hundred incantations that were said to help the deceased on their journey into the afterlife. For instance, one focuses on protecting the deceased from crocodiles in the afterlife: *Do not come against me! Do not live by my magic! No crocodile which lives by magic shall take it away!*


Use the **Hieroglyph Key** to translate the following spell from the Book of the Dead, and then create spells of your own!



First decipher this spell:



Now practice drawing the hieroglyphs yourself! Create a simple spell that will grant you a power that might help you through your day, something like TURN MY SANDWICH INTO A PIZZA!



READ THE BOOKS. PLAY THE GAME.  
[SCHOLASTIC.COM/TOMBQUEST](http://SCHOLASTIC.COM/TOMBQUEST)

**SCHOLASTIC**  
 open a world of possible

**REPRODUCIBLE**  
 SCHOLASTIC, TOMBQUEST, and associated  
 logos are trademarks and/or registered  
 trademarks of Scholastic Inc.


# TOMBQUEST

## Mummy Crossword Challenge

In TombQuest, Alex and Ren come face-to-face with a mummy called the Stung Man! How much do you know about mummies? Try your hand at this crossword challenge to find out!


### DOWN

- The stone coffin the mummy was placed in was called this.
- The embalmer uses this tool to remove the brain.
- The country where most mummies were buried.
- The Egyptians left this organ inside the mummy so that it could be weighed and judged.
- An embalmed body is also called this.
- A mummy was wrapped in this type of material.



### ACROSS

- This collection of spells is often printed on a mummy's wrappings.
- This mineral is used to preserve the body.
- The underground burial chamber where a mummy might be found.
- This good luck charm was tied to a mummy's wrappings in order to protect the deceased on their journey to the afterlife.



READ THE BOOKS. PLAY THE GAME.  
[SCHOLASTIC.COM/TOMBQUEST](http://SCHOLASTIC.COM/TOMBQUEST)

**SCHOLASTIC**  
 open a world of possible

**REPRODUCIBLE**  
 SCHOLASTIC, TOMBQUEST, and associated  
 logos are trademarks and/or registered  
 trademarks of Scholastic Inc.

ANSWERS DOWN: 1) Sarcophagus, 2) Hook, 4) Egypt, 5) Heart, 8) Mummy, 10) Linen, ACROSS: 3) Book of the Dead, 6) Salt, 7) Tomb, 9) Amulet