


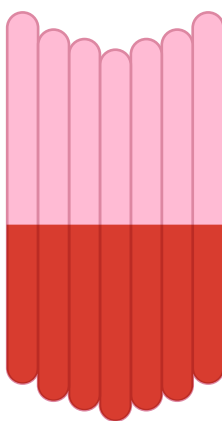

Eva the Owlet

Popsicle Stick Craft


To create your own Eva the Owlet with popsicle sticks, grab some craft supplies and help cut Eva's shapes for your child. Next, glue together the painted popsicle sticks and place the construction paper pieces to create your own Eva. Have a flap-tastic time crafting!




Glue popsicle sticks together



Paint pink and red



Construction paper shapes



Draw on final details with a marker