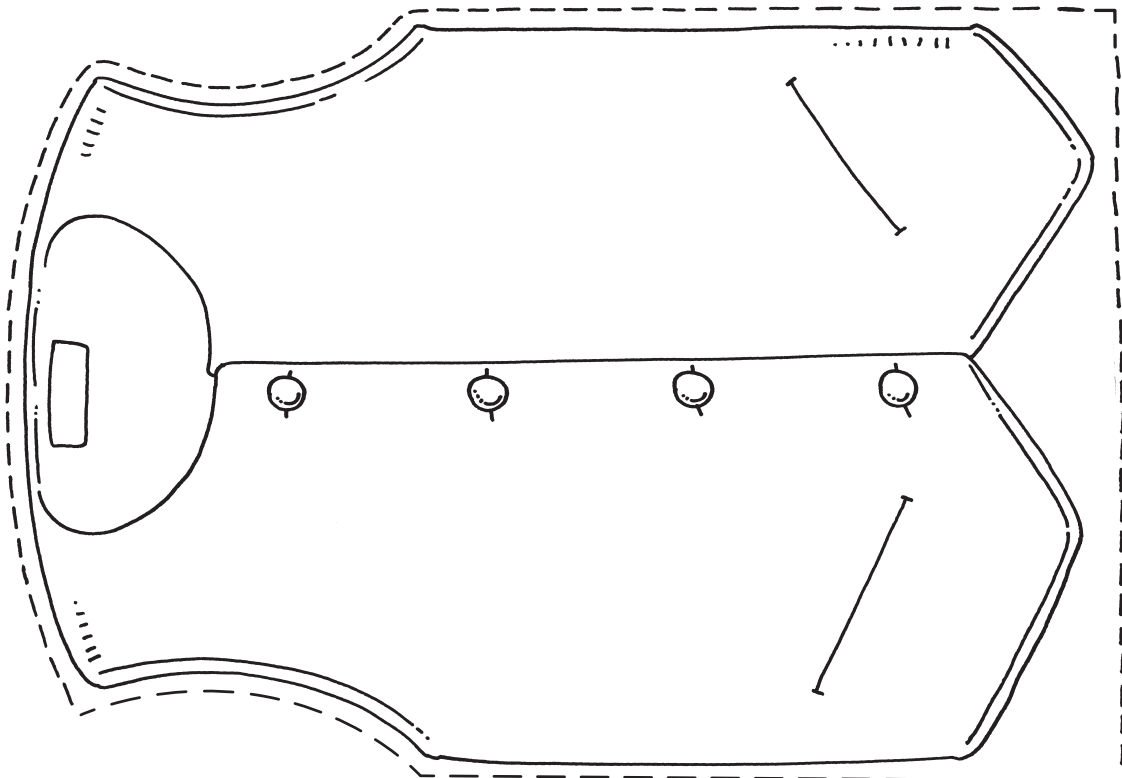



Picture Patterns

To the Teacher: Copy and cut out the valentine and vest patterns. Use the pictures for instructional activities, center games, and bulletin boards.




To the Teacher: Copy, cut out, and glue the directions to the front of a zipper storage bag, folder, or large envelope. Also copy and cut out the puzzle pieces and place them inside.


Vv Puzzle Fun!

Directions:


Tell children to put together the puzzle pieces to make Vv words and pictures.




van



violin



vase



volcano



vegetables

Independent Activity

Vv

Name _____

At the Vet

Trace and write the word **vet**.

vet

What does a vet do?

Draw a picture.

