



Picture Patterns

To the Teacher: Copy and cut out the umpire and under patterns. Use the pictures for instructional activities, center games, and bulletin boards.



To the Teacher: Copy, cut out, and glue the directions to the front of a zipper storage bag, folder, or large envelope. Also copy and cut out the How Many Sounds? Sort Board and picture cards (enlarge, if desired), and place them inside.

How Many Sounds?

Directions:

Tell children to sort the pictures according to the number of distinct letter-sounds in the picture name.

How Many Sounds? Sort Board

1	2	3	4

Picture Cards



Name _____

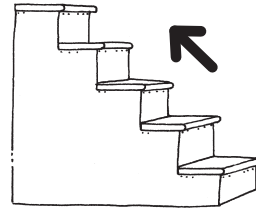
Up, Up, and Away!

Trace the word **up**.


Then write **up** following the beginning letters.

Read the word formed. Use the picture as a clue.

up



c



p



What do you use when it rains?

Trace the name and draw a picture.

umbrella

