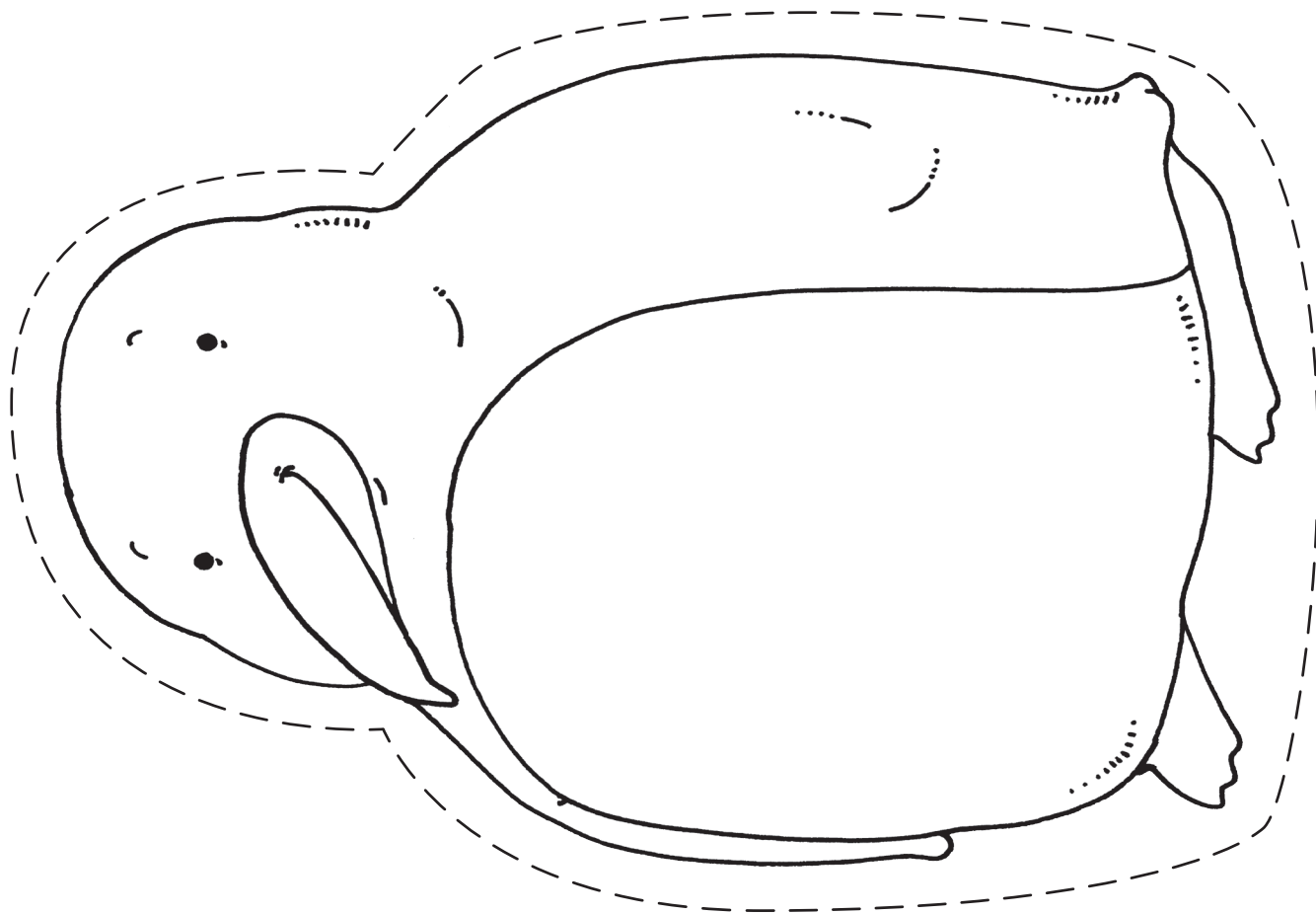



Picture Patterns

To the Teacher: Copy and cut out the pear and penguin patterns. Use the pictures for instructional activities, center games, and bulletin boards.



To the Teacher: Copy, cut out, and glue the directions to the front of a zipper storage bag, folder, or large envelope. Also copy and cut out the Concentration Cards and place them inside.

Pp Concentration


(Players: 2)

Directions:

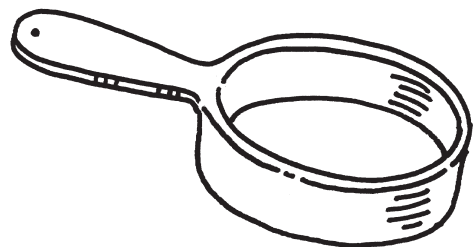
1. Players shuffle the cards and place them facedown.
2. One at a time, each player turns over two cards.
 - If the word and picture match, the player keeps the cards.
 - If not, the player puts the cards back facedown.
3. Players keep taking turns until all of the word and picture card pairs have been matched.

Concentration Cards

pig




pan



Concentration Cards

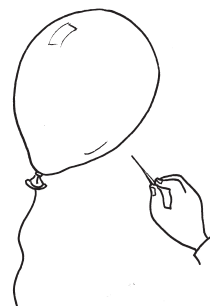
pen



pot



pop



pie




Name _____

Beginning or End?

Listen for the sound of **Pp**.

If you hear it at the beginning of the picture name, write **p** in the first box.

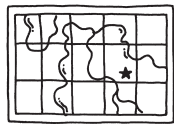
If you hear it at the end of the picture name, write **p** in the last box.



_____		_____
-----		-----
_____		_____



_____		_____
-----		-----
_____		_____



_____		_____
-----		-----
_____		_____



_____		_____
-----		-----
_____		_____



_____		_____
-----		-----
_____		_____



_____		_____
-----		-----
_____		_____