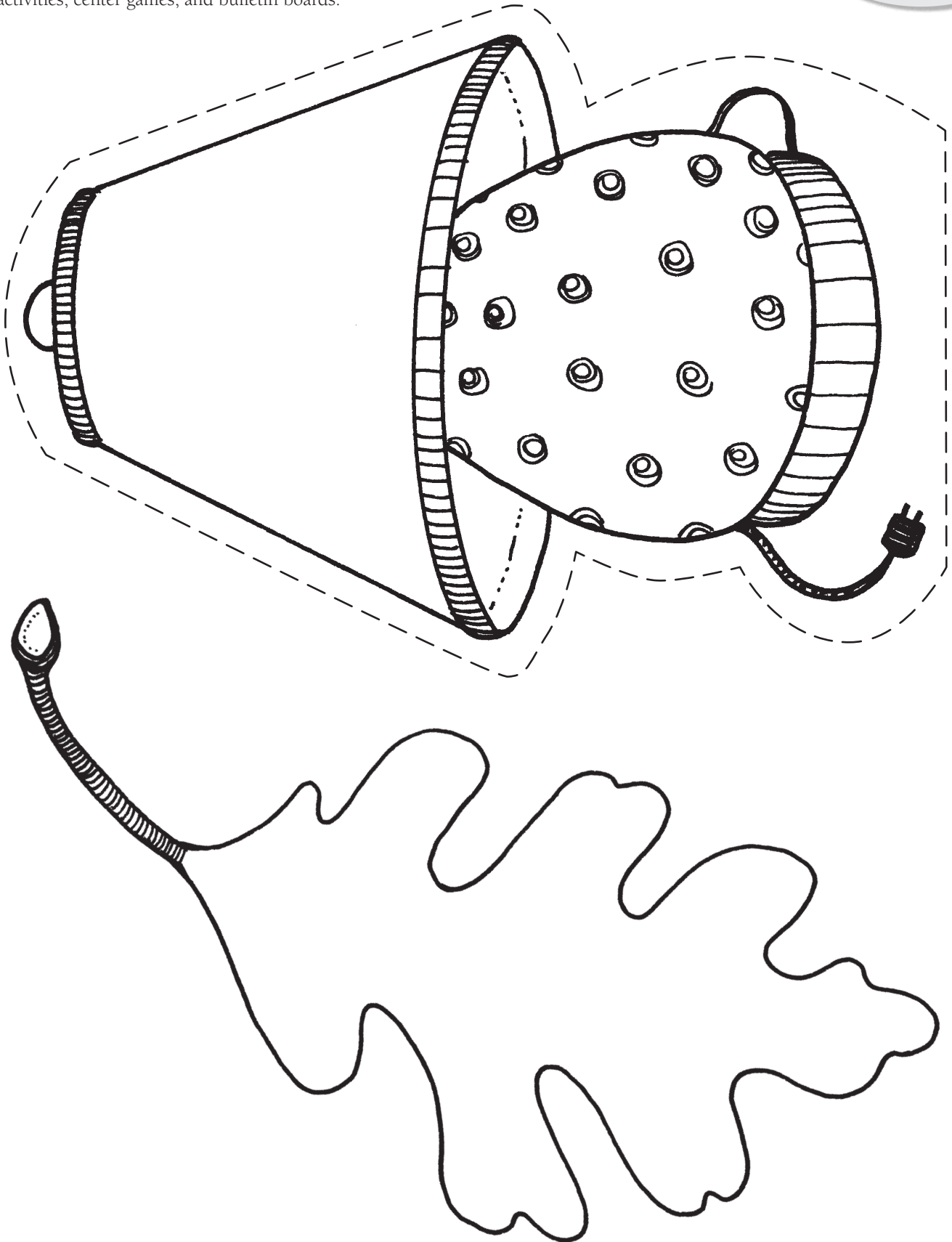


## Picture Patterns

To the Teacher: Copy and cut out the igloo and insect patterns. Use the pictures for instructional activities, center games, and bulletin boards.



To the Teacher: Copy, cut out, and glue the directions to the front of a zipper storage bag, folder, or large envelope. Also copy and cut out the Concentration Cards and place them inside.

## LI Concentration

(Players: 2)

Directions:

1. Players shuffle the cards and place them facedown.
2. One at a time, each player turns over two cards.
  - If the word and picture match, the player keeps the cards.
  - If not, the player puts the cards back facedown.
3. Players keep taking turns until all of the word and picture card pairs have been matched.

### Concentration Cards

lid

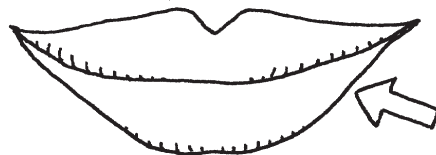


lock



Concentration Cards


lip



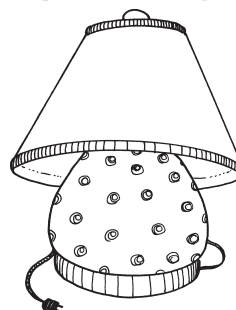
log



leaf




lamp




Name \_\_\_\_\_

## Color and Write

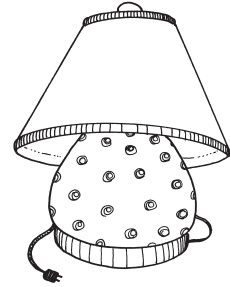
Color each picture whose name begins with **Ll**.  
Write **l** under the picture name.




\_\_\_\_\_  
\_\_\_\_\_  
\_\_\_\_\_



\_\_\_\_\_  
\_\_\_\_\_  
\_\_\_\_\_



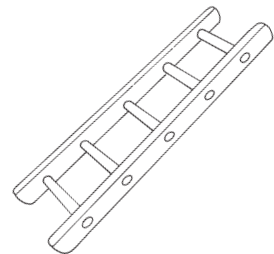
\_\_\_\_\_  
\_\_\_\_\_  
\_\_\_\_\_



\_\_\_\_\_  
\_\_\_\_\_  
\_\_\_\_\_



\_\_\_\_\_  
\_\_\_\_\_  
\_\_\_\_\_



\_\_\_\_\_  
\_\_\_\_\_  
\_\_\_\_\_

What or who do you like?  
Trace the word **like**.  
Then finish the sentence.

I

like

.