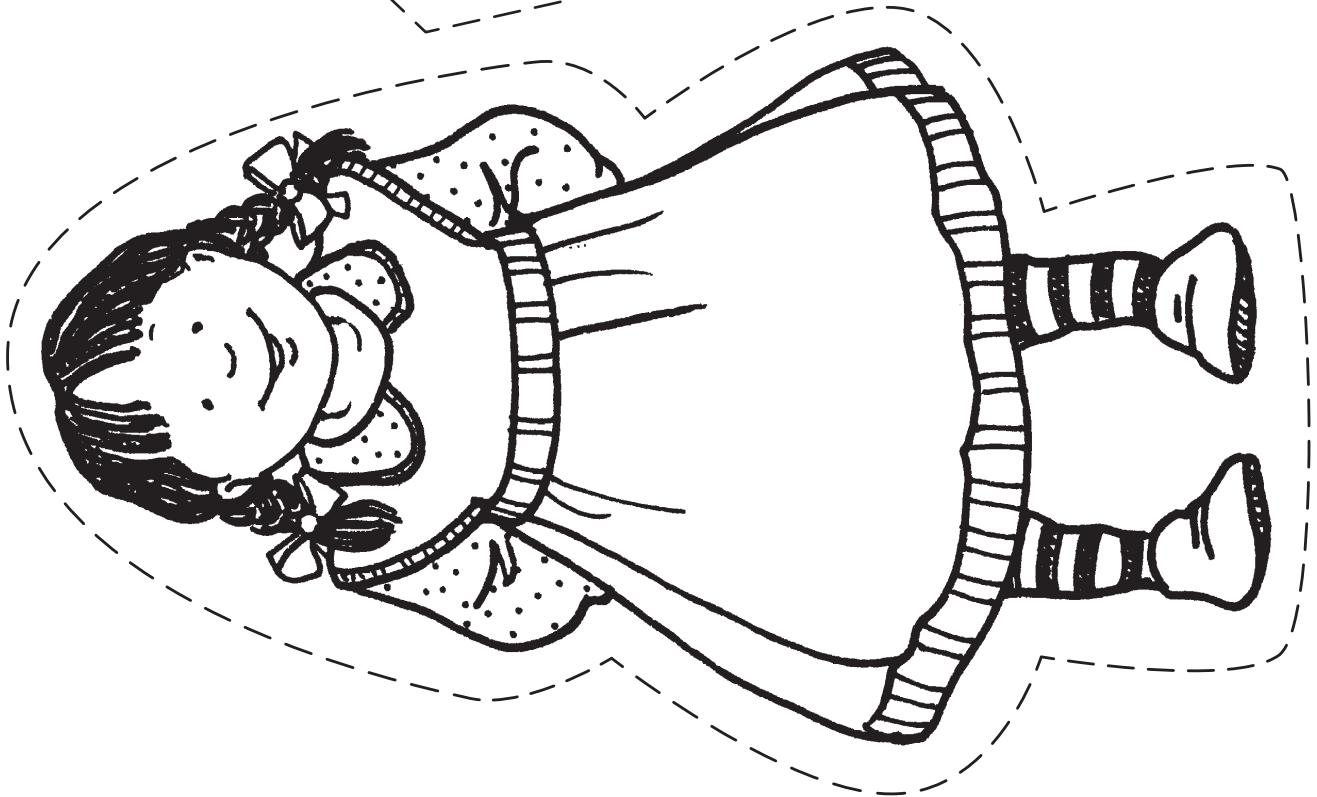


## Picture Patterns

To the Teacher: Copy and cut out the gift and girl patterns. Use the pictures for instructional activities, center games, and bulletin boards.



To the Teacher: This game gives children practice in identifying words that end in different letter sounds. Copy, cut out, and glue the directions to the front of a zipper storage bag, folder, or envelope. Also copy and cut out the Sound Dominoes and place them inside.

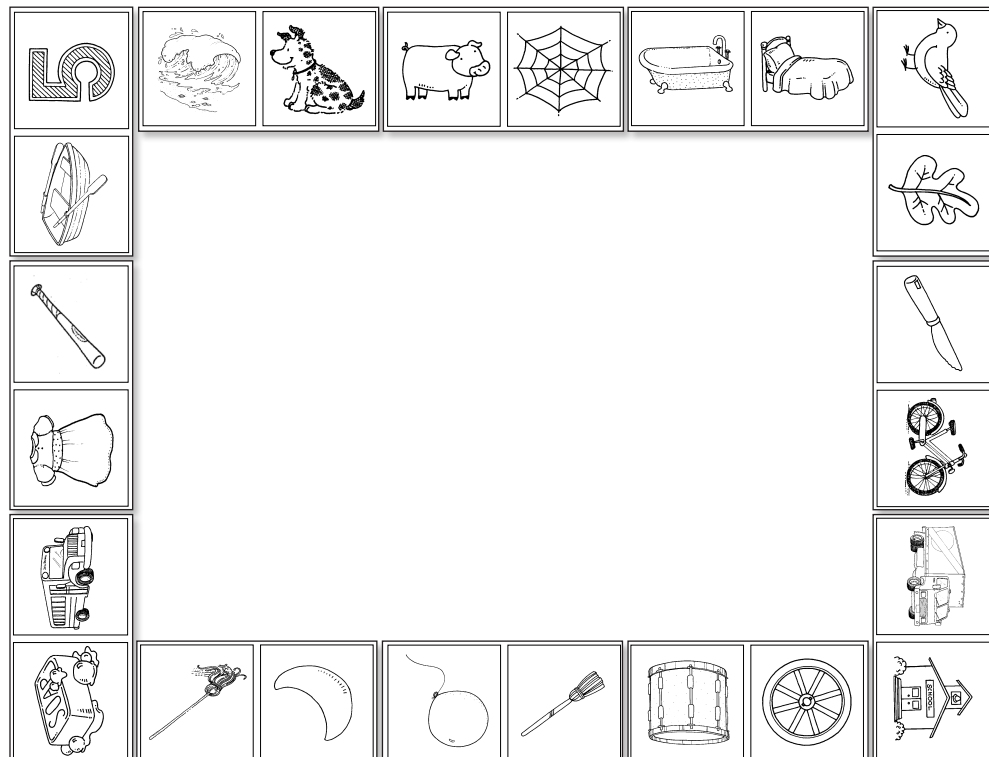
# Sound Dominoes (Ending Sounds)

Directions:

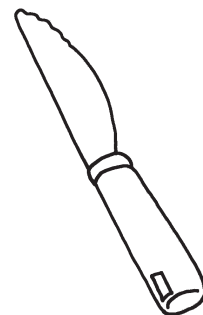
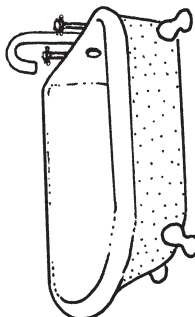
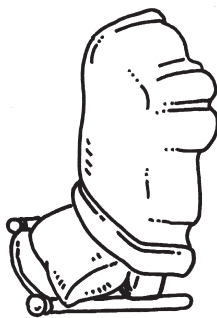
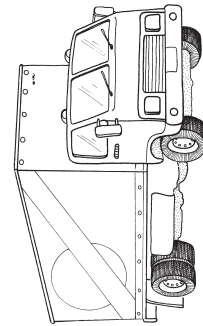




Children can play Sound Dominoes independently, with a partner, or in a small group.

1. Players begin by placing the domino cards facedown.
2. Players take turns choosing a card and connecting one of its pictures end to end or side to side with a domino that has a picture whose name has the same ending sound.
3. When players make connections, have them say the picture names aloud to check that they have the same ending sound.
4. Players keep taking turns until all of the cards have been connected.

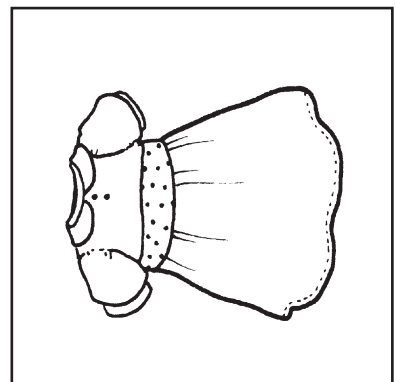

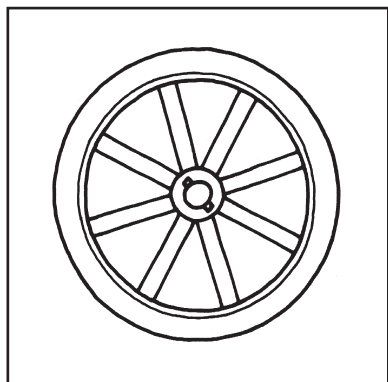
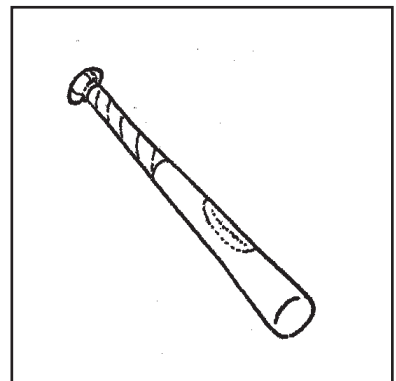
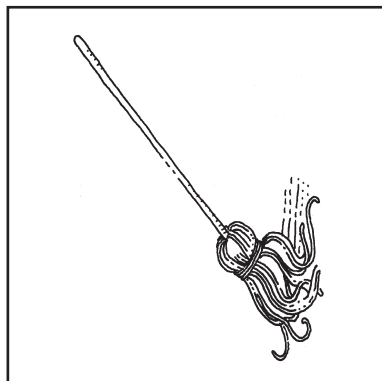
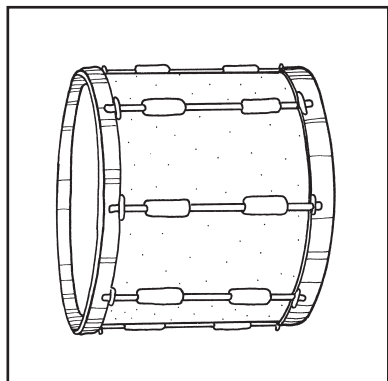
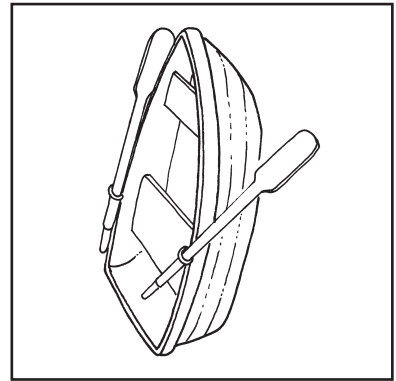
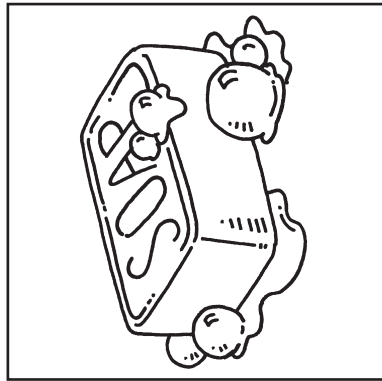


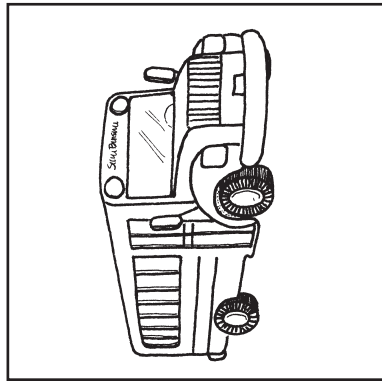
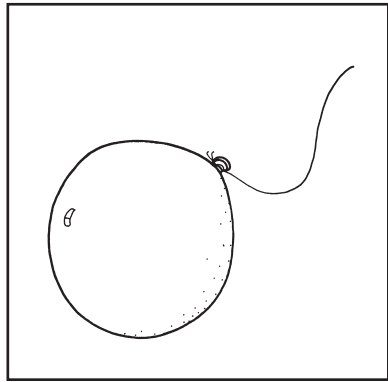
Answer key:



Sound Dominoes



## Sound Dominoes



## Independent Activity 1

Name \_\_\_\_\_

# Listen for Gg

Listen for the sound of **Gg**.

If you hear it at the beginning of the picture name, write **g** in the first box.


If you hear it at the end of the picture name, write **g** in the last box.



_____		_____
-----		-----
_____		_____



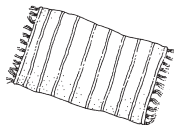
_____		_____
-----		-----
_____		_____



_____		_____
-----		-----
_____		_____



_____		_____
-----		-----
_____		_____



_____		_____
-----		-----
_____		_____



_____		_____
-----		-----
_____		_____

## Independent Activity 2

Name \_\_\_\_\_

**Soft G**

Make words using each word family.

-age	-ange, -arge	-adge, -edge, -idge, -odge, -udge
1. _____	1. _____	1. _____
2. _____	2. _____	2. _____
3. _____	3. _____	3. _____

Read the words in the box.

Use the words to fill in the missing words in the sentences.

huge	gym	stage	edge
change	giraffe	giant	bridge

- The \_\_\_\_\_ in "Jack and the Beanstalk" was very big and mean.
- Our \_\_\_\_\_ has lots of basketballs and tumbling mats.
- An elephant is a \_\_\_\_\_ animal.
- The girls get to perform their dance on a big \_\_\_\_\_.
- The kids sat on the \_\_\_\_\_ of their seats during the play.
- White paint can \_\_\_\_\_ red paint to pink.
- We had to drive across a long \_\_\_\_\_ to get into the city.
- A \_\_\_\_\_ is an animal with a long neck.