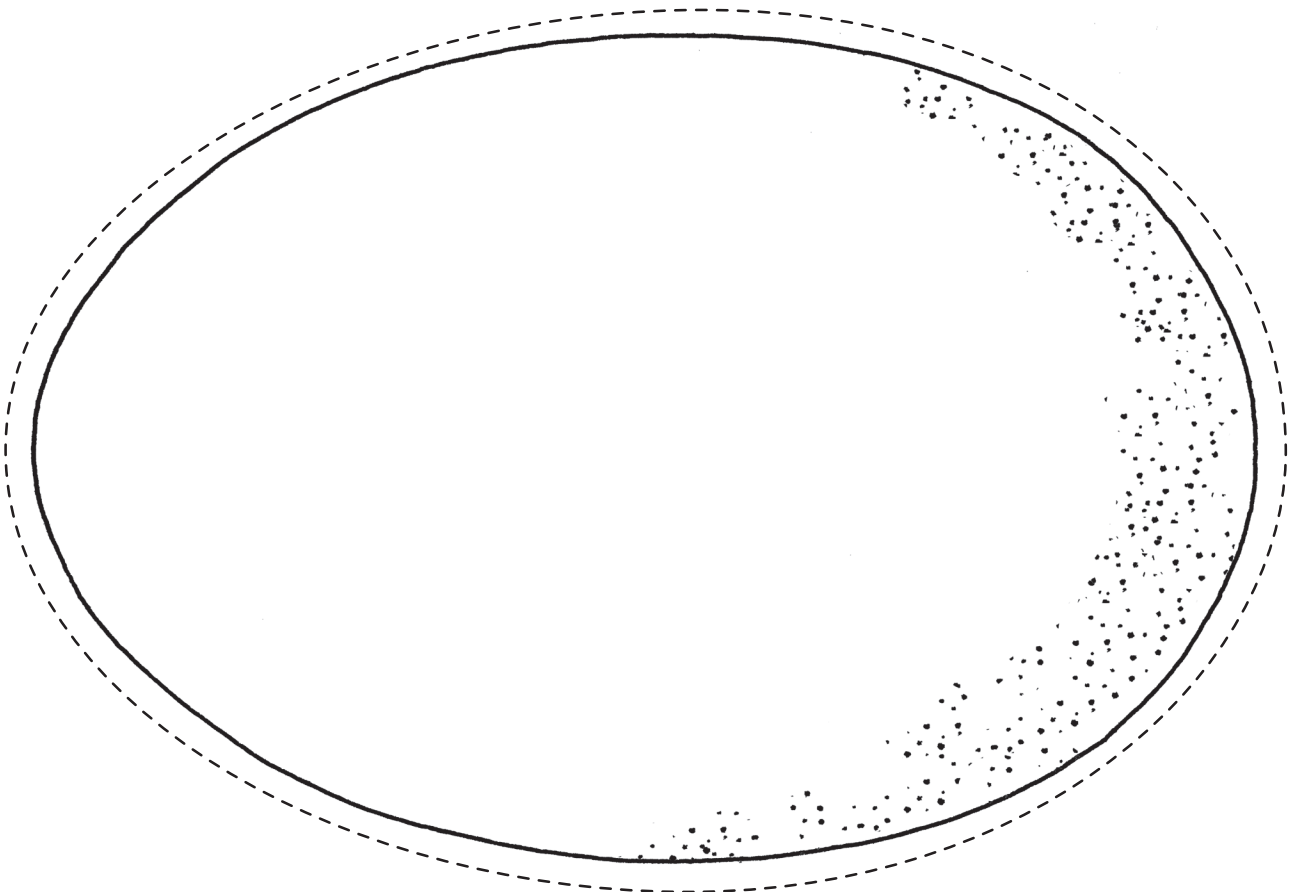



Picture Patterns

To the Teacher: Copy and cut out the egg and elf patterns. Use the pictures for instructional activities, center games, and bulletin boards.



To the Teacher: This game gives children practice in identifying a variety of rhyming words.
Copy, cut out, and glue the directions to the front of a zipper storage bag, folder, or large envelope.
Also copy and cut out the Concentration Cards and place them inside.

Rhyme Concentration

(Players: 2)

Directions:

1. Players shuffle the cards and place them facedown.
2. One at a time, each player turns over two cards.
 - If the words rhyme, the player keeps the cards.
 - If not, the player puts the cards back facedown.
3. Players keep taking turns until all of the rhyming word pairs have been matched.

Concentration Cards

bed

red

tell

well

men

ten

Concentration Cards

let

pet

bad

mad

cat

sat

man

pan

leg

egg

Name _____


Unscramble It!

Unscramble the letters.

Use the picture as a clue.

Write the word on the line.

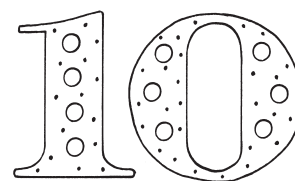
g g e




e b d



n e t



e p n



b e w

