
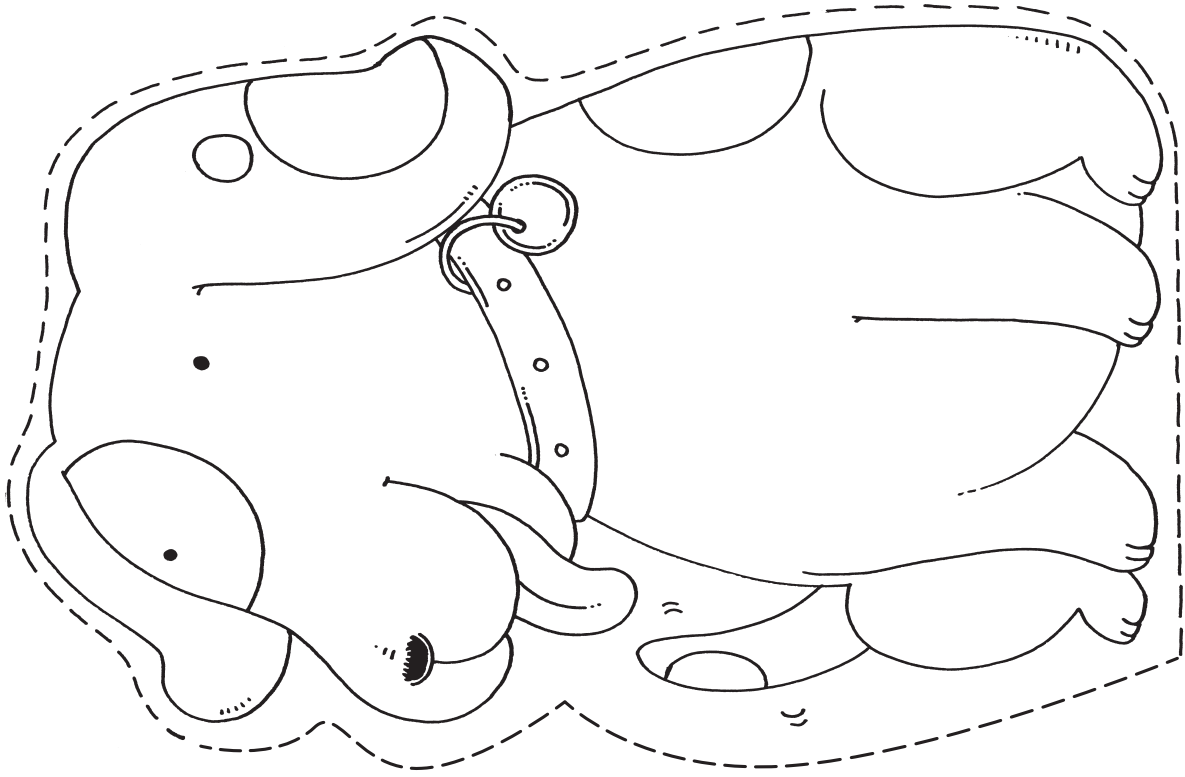


Picture Patterns

To the Teacher: Copy and cut out the dog and duck patterns. Use the pictures for instructional activities, center games, and bulletin boards.



Learning Center

To the Teacher: Copy, cut out, and glue the directions to the front of a zipper storage bag, folder, or large envelope. Also copy and cut out the Dinosaur Match-Up Picture Cards and game board (enlarge, if desired), and place them inside.

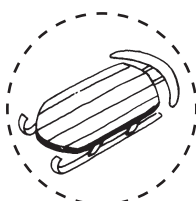
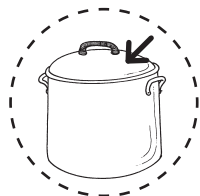


Dinosaur Match-Up

(Players: 2)


Directions:

1. Players stack the picture cards facedown.
2. One at a time, each player takes a picture card and places it on the corresponding word on the game board.
3. When all of the cards have been placed correctly, children can remove them and play again.

Dinosaur Match-Up Picture Cards



Dinosaur Match-Up Game Board




Name _____

Circle and Draw

Circle the letter **d** in each word.

Then draw a line from the word to the picture it names.

d o g



b e d



d o t



l i d



Trace the letter **c**, then add a line to make the letter **d**.

Remember: You have to go through **c** to get to **d** in the alphabet.

