


## Picture Patterns

To the Teacher: Copy and cut out the carrot and cow patterns. Use the pictures for instructional activities, center games, and bulletin boards.



To the Teacher: Copy, cut out, and glue the directions to the front of a zipper storage bag, folder, or large envelope. Also copy and cut out the letter cards and Spell It Cake Board (enlarge, if desired), and place them inside.

# Spell It Cake




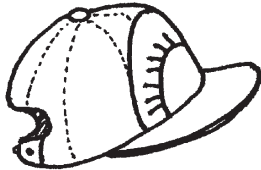

Directions:

Tell children to use the letter cards to spell each picture name. For younger learners, write the word under the picture to help children find the matching letters to build the word.

## Letter Cards

c	a	t
c	a	n
c	u	p
c	a	p
c	u	t

Spell It Cake Board

## Independent Activity 1

Cc

Name \_\_\_\_\_

# I Can!


Color each picture whose name begins with **Cc**.  
Write **c** under the picture name.



\_\_\_\_\_

-----


\_\_\_\_\_



\_\_\_\_\_

-----


\_\_\_\_\_



\_\_\_\_\_

-----


\_\_\_\_\_



\_\_\_\_\_

-----

\_\_\_\_\_



\_\_\_\_\_

-----

\_\_\_\_\_



\_\_\_\_\_

-----

\_\_\_\_\_

What can you do?  
Trace the word **can**.  
Then finish the sentence.

I

can

Name \_\_\_\_\_

# Soft C

Make words using each word family.

-ace	-ice	-ance, -ince
1. _____	1. _____	1. _____
2. _____	2. _____	2. _____
3. _____	3. _____	3. _____

Read the words in the box.

Use the words to fill in the missing words in the sentences.

circle	rice	nice	space
city	circus	place	cents

1. I need 25 \_\_\_\_\_ more to buy the card.
2. We ate \_\_\_\_\_ and beans for lunch.
3. A \_\_\_\_\_ is round, not square.
4. I loved the clowns at the \_\_\_\_\_.
5. The beach is a great \_\_\_\_\_ to visit.
6. We moved from the country to the \_\_\_\_\_.
7. Would it be fun to travel into \_\_\_\_\_ on a rocket ship?
8. It is \_\_\_\_\_ to help a friend.