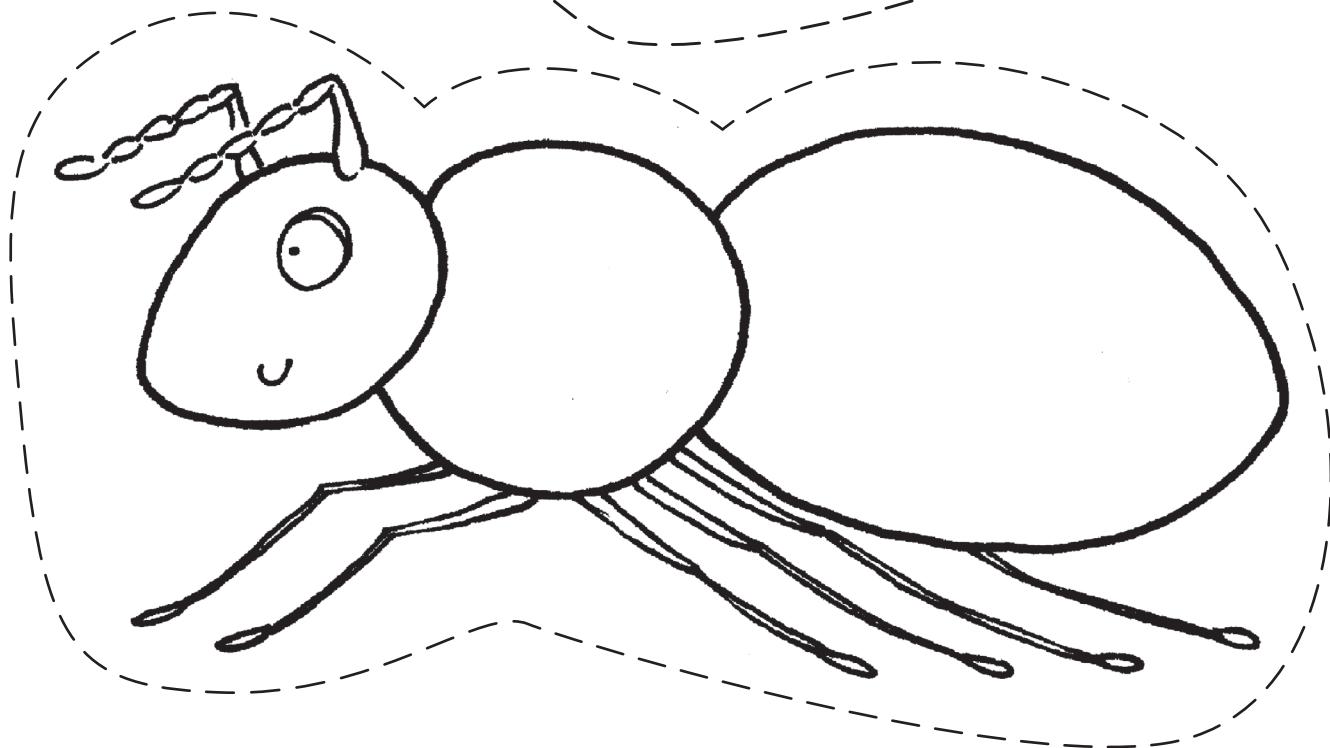



Picture Patterns

To the Teacher: Copy and cut out the ant and apple patterns. Use the pictures for instructional activities, center games, and bulletin boards.



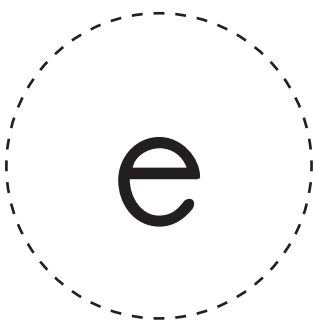
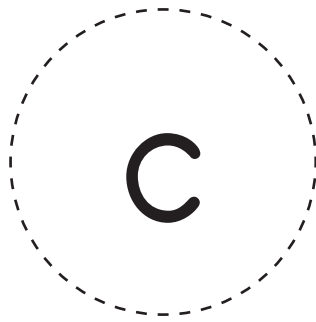

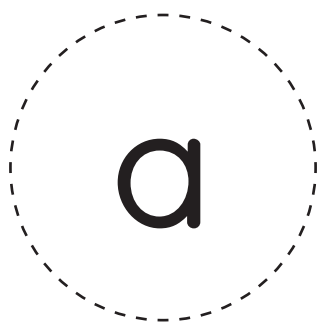

To the Teacher: Copy, cut out, and glue the directions to the front of a zipper storage bag, folder, or large envelope. Also copy and cut out the Caterpillar Parts (enlarge, if desired), and place them inside.

ABC Caterpillar

Directions:

Children create the caterpillar by placing the parts in ABC order.

Caterpillar Parts



Caterpillar Parts

g

h

i

j

k

l

m

n

o

p

q

r

s

t

u

v

w

x

y


z

Name _____

I Am

Trace **am** on the line to complete each sentence.

Read each sentence to a partner.

1. I am a2. I am a3. I am a4. I am a5. I am a