







FROM PRACTICE TO PROFICIENCY

Use the book *Hang on Tight!* by C.C. Bates and Maryann McBride (Level E) to practice tallying errors and self-corrections. When you’re finished, check your work against the answer key at the end of the chapter. And see Recording and Scoring Student Behaviors, a complete reference guide for what should be counted as an error or self-correction, in Appendix A, pages 232–234, and at scholastic.com/ResourcesNSFRR.

Text	Running Record	Errors	Self-Correction
	<div> <div>✓✓✓✓✓</div> <div>for</div> <div>SC</div> <div>✓</div> <div>on</div> </div>		
	<div> <div>✓</div> <div>m</div> <div>✓</div> <div>✓</div> <div>✓</div> <div>w-ay</div> <div>way</div> <div>move</div> <div>ways</div> <div>✓✓✓</div> </div>		

Text	Running Record	Errors	Self-Correction
 <p>A merry-go-round goes in a big circle. The horses go up and down, up and down.</p> <p>Hang on tight!</p>	<p>✓✓✓✓ R</p> <p>✓✓✓✓</p> <p>✓✓✓✓✓✓</p> <p>✓✓✓</p> <p>hold ✓✓ hang</p>		
 <p>A Ferris wheel goes up and around. It spins high in the sky. The cars swing back and forth.</p>	<p>✓ Ferris A T ✓✓✓</p> <p>✓✓</p> <p>✓ sp-in-s ✓✓✓✓ spins</p> <p>✓✓✓✓</p> <p>✓✓</p>		
 <p>Hang on tight!</p>	<p>✓✓✓</p>		

Text	Running Record	Errors	Self-Correction
	<p>✓ ✓ ✓ ✓ <u>moves</u> SC</p> <p> <u>goes</u> </p> <p><u>up</u> ✓ ✓ ✓</p> <p><u>high</u></p> <p>✓ ✓ ✓ ✓ ✓</p> <p>✓ ✓ ✓</p> <p><u>really</u> ✓</p> <p><u>very</u></p>		

An answer key is provided at the end of the chapter.