

Let's Grow Them

"What's that?" said Jess.

"Ten seeds," said Ben. "Let's grow them."

Ben and Jess dig and dig and dig and dig.

The seeds are in!

Ben gets a can.

Jess gets a hose.

The seeds get wet.

Ben and Jess sit and sit.

They sit and sit.

"Will the seeds grow?" said Jess.

"They will grow," said Ben.

"Will they get big?" said Jess.

"They will get big," said Ben.


"Will they get red?" said Jess.

"Yes," said Ben. "You will see."

Time passes . . .

"See the big, red tomatoes," said Ben.

"Yes!" said Jess. "Yum!"



Name: _____ Date: _____

Retell It



Retell what Jess and Ben do to grow tomatoes.

First, _____

Next, _____

Then, _____

At last, _____

All Around the Farm

Steve is a farmer. Steve grows corn on a farm in Maine. He likes life on the farm.

Steve rises before the sun comes up and goes to the fields. There is a lot to do every day on a farm.

He bends down to feel the rich, brown ground. The sun is up now, and it feels hot on his back. It's a good day to plant some corn!



Steve uses a machine to help him. It drops seeds into the ground. A wheel packs the seeds down deep.

The corn seeds need a lot of sun and water. Soon sprouts will come out. Then the corn will grow until it is very tall.

Look how tall it is now! Steve will teach his son about growing corn. One day his son will help him.

Now Steve wants to see if the corn is ripe. He rips off an ear of corn to take a look at it.

He peels back the thick green husk. The corn inside is round and yellow. It is ready to pick.

Steve uses a big machine to pick the corn. It goes up and down the tall fields, picking corn along the way.

Big and little ears of corn fill a truck. The truck takes them to a shed where the corn is packed in boxes.

Then Steve puts each box on a big truck. This truck will take the corn to places near and far.

When the sun goes down, it's time for a yummy farm meal. There is meat, beets, beans, and lots of corn!

How does the corn get from the farm to your house?

1. Plant the corn.
2. Grow the corn.
3. Pick the corn.
4. Pack the corn.
5. Go to the store and get the corn.
6. Eat the corn. Yum!



Name: _____ Date: _____

The Big Idea



Tell what Steve does on the farm.

Name: _____ Date: _____

Just the Gist: Fiction (I)



Tell what the story is mostly about. Fill in each section.

(Who?)

(Did What?)

Name: _____ Date: _____

Just the Gist: Fiction (2)



Tell what the story is mostly about. Fill in each section.

(Who?)

(Did What?)

(Where?)

Name: _____ Date: _____

Just the Gist: Fiction (3)



Tell what the story is mostly about. Fill in each section.

(Who?)

(Did What?)

(When?)

Name: _____ Date: _____

Just the Gist: Fiction (4)



Tell what the story is mostly about. Fill in each section.

(Who?)

(Did What?)

(Where?)

(When?)

Name: _____ Date: _____

Just the Gist: Fiction (5)



Tell what the story is mostly about. Fill in each section.

(Who?)

(Did What?)

(Where?)

(Why?)

Name: _____ Date: _____

Just the Gist: Fiction (6)



Tell what the story is mostly about. Fill in each section.

(Who?)

(Did What?)

(Where?)

(When?)

(Why?)

Name: _____ Date: _____

Just the Gist: Nonfiction (I)



Tell what the text is mostly about.

The main topic of _____ is _____.

One detail is _____

_____.

Another detail is _____

_____.

Name: _____ Date: _____

Just the Gist: Nonfiction (2)



Tell what the text is mostly about.

The text is about _____.

One thing I learned is _____

_____.

Another thing I learned is _____

_____.

Name: _____ Date: _____

Retell It



In the beginning of the story, _____

_____.

In the middle, _____

_____.

At the end, _____

_____.

Name: _____ Date: _____

What I Learned



3 things I learned about _____

1. _____

2. _____

3. _____

Name: _____ Date: _____

Sequence



First, _____

Next, _____

Then, _____

At last, _____

Name: _____ Date: _____

Cause and Effect



_____ happened

because _____.

Therefore, _____

_____.

This explains why _____

_____.

Name: _____ Date: _____

Problem and Solution



The problem was that _____

_____.

This problem happened because _____

_____.

The problem was finally solved when _____

_____.

Name: _____ Date: _____

Compare and Contrast



Both _____ and _____

are similar in many ways. They are similar because _____

_____.

They are also similar because _____

_____.

In some ways, though, _____ and _____ are different.




They are different because _____ is _____

_____.

So, _____ and _____ have both similarities and differences.

Name: _____ Date: _____

PUSH Your Writing to the Next Level

P unctuation	. ? !	
U sage	two men runs s	
S pelling	wUZ was	
H andwriting	