

Handwriting Fluency

Name: \_\_\_\_\_ Date: \_\_\_\_\_

## Letters With \_\_\_\_\_

Listen and Write	Copy and Correct	Practice and Say
<b>1.</b> <div style="border-bottom: 1px solid black; height: 15px; margin-bottom: 5px;"></div> <div style="border-bottom: 1px dashed black; height: 15px; margin-bottom: 5px;"></div> <div style="border-bottom: 1px solid black; height: 15px;"></div>	<div style="border-bottom: 1px solid black; height: 15px; margin-bottom: 5px;"></div> <div style="border-bottom: 1px dashed black; height: 15px; margin-bottom: 5px;"></div> <div style="border-bottom: 1px solid black; height: 15px;"></div>	<div style="border-bottom: 1px solid black; height: 15px; margin-bottom: 5px;"></div> <div style="border-bottom: 1px dashed black; height: 15px; margin-bottom: 5px;"></div> <div style="border-bottom: 1px solid black; height: 15px;"></div>
<b>2.</b> <div style="border-bottom: 1px solid black; height: 15px; margin-bottom: 5px;"></div> <div style="border-bottom: 1px dashed black; height: 15px; margin-bottom: 5px;"></div> <div style="border-bottom: 1px solid black; height: 15px;"></div>	<div style="border-bottom: 1px solid black; height: 15px; margin-bottom: 5px;"></div> <div style="border-bottom: 1px dashed black; height: 15px; margin-bottom: 5px;"></div> <div style="border-bottom: 1px solid black; height: 15px;"></div>	<div style="border-bottom: 1px solid black; height: 15px; margin-bottom: 5px;"></div> <div style="border-bottom: 1px dashed black; height: 15px; margin-bottom: 5px;"></div> <div style="border-bottom: 1px solid black; height: 15px;"></div>
<b>3.</b> <div style="border-bottom: 1px solid black; height: 15px; margin-bottom: 5px;"></div> <div style="border-bottom: 1px dashed black; height: 15px; margin-bottom: 5px;"></div> <div style="border-bottom: 1px solid black; height: 15px;"></div>	<div style="border-bottom: 1px solid black; height: 15px; margin-bottom: 5px;"></div> <div style="border-bottom: 1px dashed black; height: 15px; margin-bottom: 5px;"></div> <div style="border-bottom: 1px solid black; height: 15px;"></div>	<div style="border-bottom: 1px solid black; height: 15px; margin-bottom: 5px;"></div> <div style="border-bottom: 1px dashed black; height: 15px; margin-bottom: 5px;"></div> <div style="border-bottom: 1px solid black; height: 15px;"></div>
<b>4.</b> <div style="border-bottom: 1px solid black; height: 15px; margin-bottom: 5px;"></div> <div style="border-bottom: 1px dashed black; height: 15px; margin-bottom: 5px;"></div> <div style="border-bottom: 1px solid black; height: 15px;"></div>	<div style="border-bottom: 1px solid black; height: 15px; margin-bottom: 5px;"></div> <div style="border-bottom: 1px dashed black; height: 15px; margin-bottom: 5px;"></div> <div style="border-bottom: 1px solid black; height: 15px;"></div>	<div style="border-bottom: 1px solid black; height: 15px; margin-bottom: 5px;"></div> <div style="border-bottom: 1px dashed black; height: 15px; margin-bottom: 5px;"></div> <div style="border-bottom: 1px solid black; height: 15px;"></div>

**Circle your best letter in each row.**

292
The Megabook of Spelling: Grades K-2 © Wiley Blevins, Scholastic Inc.

**To the teacher:** Say a sound and have children write the letter. Write the letter on the board for children to self-correct and/or copy. Ask children to write the letter three more times and circle their best effort.

Name: \_\_\_\_\_ Date: \_\_\_\_\_

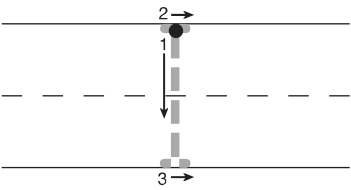
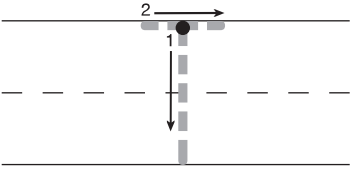
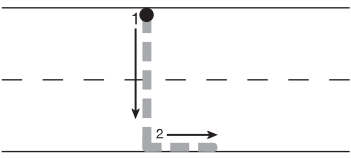
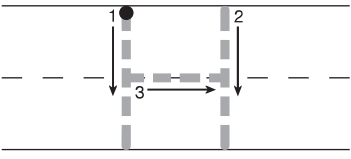
# Letters With \_\_\_\_\_

Listen and Write	Copy and Correct	Practice and Say
1.  _____  - - - - -  _____	  _____  - - - - -  _____	  _____  - - - - -  _____
2.  _____  - - - - -  _____	  _____  - - - - -  _____	  _____  - - - - -  _____
3.  _____  - - - - -  _____	  _____  - - - - -  _____	  _____  - - - - -  _____
4.  _____  - - - - -  _____	  _____  - - - - -  _____	  _____  - - - - -  _____

Circle your best letter in each row.

Name: \_\_\_\_\_ Date: \_\_\_\_\_

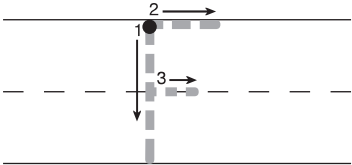
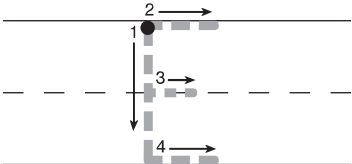
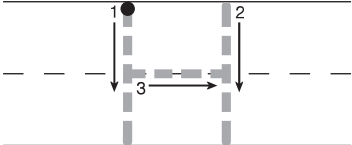
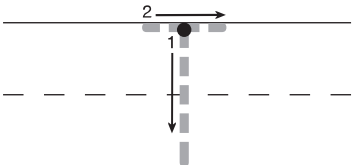
# Uppercase Letters With Sticks

Trace	Write	Practice and Say
<div>1.</div> 		
<div>2.</div> 		
<div>3.</div> 		
<div>4.</div> 		

Circle your best letter in each row.

Name: \_\_\_\_\_ Date: \_\_\_\_\_

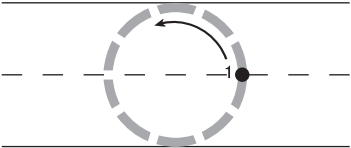
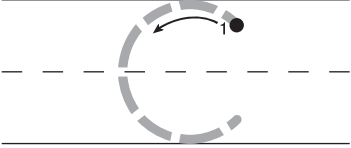
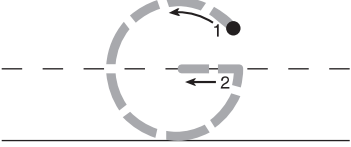
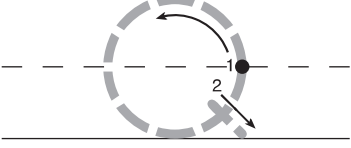
# Uppercase Letters With Sticks

Trace	Copy and Correct	Practice and Say
<div>1.</div> 		
<div>2.</div> 		
<div>3.</div> 		
<div>4.</div> 		

Circle your best letter in each row.

Name: \_\_\_\_\_ Date: \_\_\_\_\_


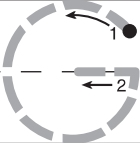
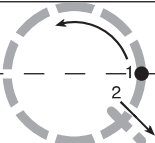

# Uppercase Letters With Curves

Trace	Copy and Correct	Practice and Say
<div>1.</div> 		
<div>2.</div> 		
<div>3.</div> 		
<div>4.</div> 		

Circle your best letter in each row.

Name: \_\_\_\_\_ Date: \_\_\_\_\_

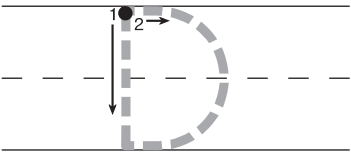
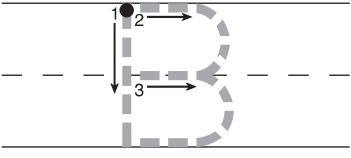
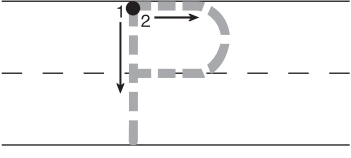
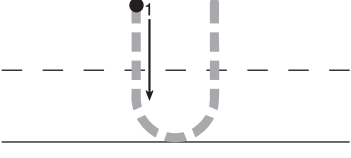
# Uppercase Letters With Curves

Trace	Write	Practice and Say
<div>1.</div> 		
<div>2.</div> 		
<div>3.</div> 		
<div>4.</div> 		

Circle your best letter in each row.

Name: \_\_\_\_\_ Date: \_\_\_\_\_

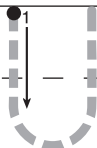
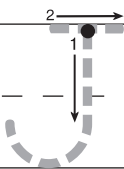
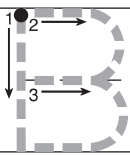
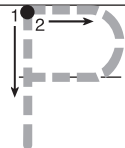
# Uppercase Letters With Sticks and Curves

Trace	Write	Practice and Say
<div>1.</div> 		
<div>2.</div> 		
<div>3.</div> 		
<div>4.</div> 		

Circle your best letter in each row.

Name: \_\_\_\_\_ Date: \_\_\_\_\_

# Uppercase Letters With Sticks and Curves

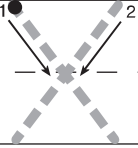
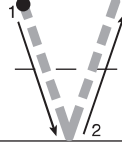
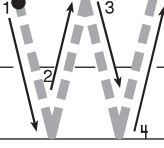
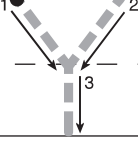
Trace	Write	Practice and Say
<b>1.</b> 		
<b>2.</b> 		
<b>3.</b> 		
<b>4.</b> 		

Circle your best letter in each row.



Name: \_\_\_\_\_ Date: \_\_\_\_\_

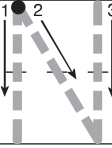
# Uppercase Letters With Diagonals

Trace	Write	Practice and Say
<div>1.</div> 		
<div>2.</div> 		
<div>3.</div> 		
<div>4.</div> 		

Circle your best letter in each row.

Name: \_\_\_\_\_ Date: \_\_\_\_\_

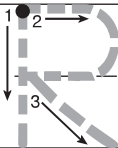
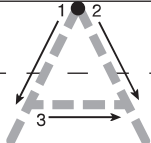
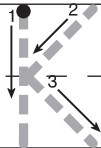
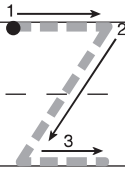
# Uppercase Letters With Diagonals

Trace	Write	Practice and Say
<p><b>1.</b></p> 		
<p><b>2.</b></p> 		
<p><b>3.</b></p> 		
<p><b>4.</b></p> 		

Circle your best letter in each row.

Name: \_\_\_\_\_ Date: \_\_\_\_\_




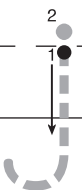
# Uppercase Letters With Diagonals

Trace	Write	Practice and Say
<b>1.</b> 		
<b>2.</b> 		
<b>3.</b> 		
<b>4.</b> 		

Circle your best letter in each row.

Name: \_\_\_\_\_ Date: \_\_\_\_\_




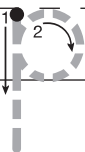
# Lowercase Letters

Trace	Write	Practice and Say
<div>1.</div> 		
<div>2.</div> 		
<div>3.</div> 		
<div>4.</div> 		

Circle your best letter in each row.

Name: \_\_\_\_\_ Date: \_\_\_\_\_

# Lowercase Letters

Trace	Write	Practice and Say
<div>1.</div> <div></div>		
<div>2.</div> <div></div>		
<div>3.</div> <div></div>		
<div>4.</div> <div></div>		

Circle your best letter in each row.

Name: \_\_\_\_\_ Date: \_\_\_\_\_



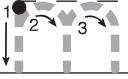
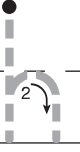
# Lowercase Letters

Trace	Write	Practice and Say
<div>1.</div> 		
<div>2.</div> 		
<div>3.</div> 		
<div>4.</div> 		

Circle your best letter in each row.

Name: \_\_\_\_\_ Date: \_\_\_\_\_




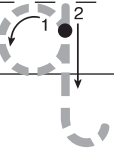
# Lowercase Letters

Trace	Write	Practice and Say
<div>1.</div> <div></div>		
<div>2.</div> <div></div>		
<div>3.</div> <div></div>		
<div>4.</div> <div></div>		

Circle your best letter in each row.

Name: \_\_\_\_\_ Date: \_\_\_\_\_

# Lowercase Letters

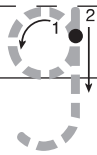
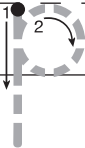
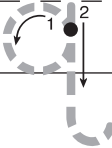
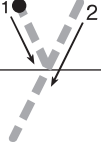
Trace	Write	Practice and Say
<div>1.</div> 		
<div>2.</div> 		
<div>3.</div> 		
<div>4.</div> 		

Circle your best letter in each row.



Name: \_\_\_\_\_ Date: \_\_\_\_\_





# Lowercase Letters

Trace	Write	Practice and Say
<div>1.</div> <div></div>		
<div>2.</div> <div></div>		
<div>3.</div> <div></div>		
<div>4.</div> <div></div>		

Circle your best letter in each row.

Name: \_\_\_\_\_ Date: \_\_\_\_\_





# Lowercase Letters

Trace	Write	Practice and Say
<div>1.</div> <div></div>		
<div>2.</div> <div></div>		
<div>3.</div> <div></div>		
<div>4.</div> <div></div>		

Circle your best letter in each row.

Name: \_\_\_\_\_ Date: \_\_\_\_\_

# Lowercase Letters

Trace	Write	Practice and Say
<div>1.</div> 		
<div>2.</div> 		
<div>3.</div> 		
<div>4.</div> 		

Circle your best letter in each row.

Name: \_\_\_\_\_ Date: \_\_\_\_\_

# Letter-Formation Assessment

Use the Observation Checklist below to formally assess each child's mastery of letter formation.

**When to Administer:** Administer this assessment three times a year—beginning, middle, and end.

- Letter formation is best assessed by reviewing a child's writing. Collect three samples of the child's work.
- Evaluate the letter formation. On the Observation Checklist below, circle the letters the child forms inconsistently and incorrectly.
- Mark both uppercase and lowercase letters.

**Next Steps:** Use the results to form small-group handwriting lessons. Model how to write each letter and provide opportunities for children to trace the letter, then practice writing it on paper. Remind children to say the letter's sound when writing the letter. Finally, have children copy and write five to seven words containing the letter.

## Observation Checklist

Uppercase Letters						Lowercase Letters					
A	B	C	D	E		a	b	c	d	e	
F	G	H	I	J		f	g	h	i	j	
K	L	M	N	O		k	l	m	n	o	
P	Q	R	S	T		p	q	r	s	t	
U	V	W	X	Y	Z	u	v	w	x	y	z

Name: \_\_\_\_\_ Date: \_\_\_\_\_

# Decodable High-Frequency Words

Read It	Write It	Write It Again
1.	<div><div></div><div></div><div></div></div>	<div><div></div><div></div><div></div></div>
2.	<div><div></div><div></div><div></div></div>	<div><div></div><div></div><div></div></div>
3.	<div><div></div><div></div><div></div></div>	<div><div></div><div></div><div></div></div>
4.	<div><div></div><div></div><div></div></div>	<div><div></div><div></div><div></div></div>
5.	<div><div></div><div></div><div></div></div>	<div><div></div><div></div><div></div></div>