

The Beach

Directions: Emphasizing certain words in a sentence can change the meaning. Read each sentence aloud, emphasizing the boldfaced word, and explain how the meaning changes.

She didn't ask Dad to go to the beach.

She didn't ask Dad to go to the beach.

She **didn't** ask Dad to go to the beach.

She didn't **ask** Dad to go to the beach.

She didn't ask **Dad** to go to the beach.

She didn't ask Dad to go to the **beach**.

After School

Directions: Emphasizing certain words in a sentence can change the meaning. Read each sentence aloud, emphasizing the boldfaced word, and explain how the meaning changes.

Olivia wanted to practice the piano after school.

Olivia wanted to practice the piano after school.

Olivia **wanted** to practice the piano after school.

Olivia wanted to **practice** the piano after school.

Olivia wanted to practice the **piano** after school.

Olivia wanted to practice the piano **after school**.

Tuesday Night

Directions: Emphasizing certain words in a sentence can change the meaning. Read each sentence aloud, emphasizing the boldfaced word, and explain how the meaning changes.

Julio wanted to stargaze on Tuesday night.

Julio wanted to stargaze on Tuesday night.

Julio **wanted** to stargaze on Tuesday night.

Julio wanted to **stargaze** on Tuesday night.

Julio wanted to stargaze on **Tuesday** night.

Julio wanted to stargaze on Tuesday **night**.

Chocolate Chip Cookies

Directions: Emphasizing certain words in a sentence can change the meaning. Read each sentence aloud, emphasizing the boldfaced word, and explain how the meaning changes.

Amir ate Mom's chocolate chip cookies.

Amir ate Mom's chocolate chip cookies.

Amir **ate** Mom's chocolate chip cookies.

Amir ate **Mom's** chocolate chip cookies.

Amir ate Mom's **chocolate chip** cookies.

Amir ate Mom's chocolate chip **cookies**.

Video Games

Directions: Emphasizing certain words in a sentence can change the meaning. Read each sentence aloud, emphasizing the boldfaced word, and explain how the meaning changes.

Lydia loved her video games.

Lydia loved her video games.

Lydia **loved** her video games.

Lydia loved **her** video games.

Lydia loved her **video** games.

Lydia loved her video **games**.

My New Bike

Directions: Emphasizing certain words in a sentence can change the meaning. Read each sentence aloud, emphasizing the boldfaced word, and explain how the meaning changes.

Natalie borrowed my new bike.

Natalie borrowed my new bike.

Natalie **borrowed** my new bike.

Natalie borrowed **my** new bike.

Natalie borrowed my **new** bike.

Natalie borrowed my new **bike**.

Name: _____ Date: _____

Positive or Negative?

Directions: Decide if each word has a POSITIVE or NEGATIVE connotation. Then, use the word in a sentence that captures the connotation you chose. Finally, practice reading the sentences aloud, expressing yourself either positively or negatively, depending on the connotation.

Example: **sweet** (positive: It was sweet of Jackson to visit his aunt when she wasn't feeling well.)

modern ☐ positive ☐ negative

old ☐ positive ☐ negative

lonely ☐ positive ☐ negative

strong ☐ positive ☐ negative

rough ☐ positive ☐ negative

Name: _____ Date: _____

Positive or Negative?

Directions: Decide if each word has a POSITIVE or NEGATIVE connotation. Then, use the word in a sentence that captures the connotation you chose. Finally, practice reading the sentences aloud, expressing yourself either positively or negatively, depending on the connotation.

Example: **sweet** (positive: It was sweet of Jackson to visit his aunt when she wasn't feeling well.)

mushy ☐ positive ☐ negative

chatty ☐ positive ☐ negative

weird ☐ positive ☐ negative

unique ☐ positive ☐ negative

wild ☐ positive ☐ negative

Name: _____ Date: _____

Positive or Negative?

Directions: Decide if each word has a POSITIVE or NEGATIVE connotation. Then, use the word in a sentence that captures the connotation you chose. Finally, practice reading the sentences aloud, expressing yourself either positively or negatively, depending on the connotation.

Example: **sweet** (positive: It was sweet of Jackson to visit his aunt when she wasn't feeling well.)

dull ☐ positive ☐ negative

pushy ☐ positive ☐ negative

aggressive ☐ positive ☐ negative

dynamic ☐ positive ☐ negative

picky ☐ positive ☐ negative

Name: _____ Date: _____

Positive or Negative?

Directions: Decide if each word has a POSITIVE or NEGATIVE connotation. Then, use the word in a sentence that captures the connotation you chose. Finally, practice reading the sentences aloud, expressing yourself either positively or negatively, depending on the connotation.

Example: **sweet** (positive: It was sweet of Jackson to visit his aunt when she wasn't feeling well.)

thrifty ☐ positive ☐ negative

classic ☐ positive ☐ negative

bumpy ☐ positive ☐ negative

bulky ☐ positive ☐ negative

challenge ☐ positive ☐ negative

Name: _____ Date: _____

Synonyms for Said

Directions: The words below are synonyms for *said*. Talk about the implied meaning of each synonym, and write a sentence that contains it (see example). Then practice reading the sentences aloud with expression.

Example: **gasped** ("I cannot believe you actually came to my performance!" gasped Tina.)

Sentence 1: **whispered**

Sentence 2: **cried**

Sentence 3: **squeaked**

Sentence 4: **cheered**

Sentence 5: **screeched**

Sentence 6: **joked**

Name: _____ Date: _____

Synonyms for Said

Directions: The words below are synonyms for *said*. Talk about the implied meaning of each synonym, and write a sentence that contains it (see example). Then practice reading the sentences aloud with expression.

Example: **gasped** ("I cannot believe you actually came to my performance!" gasped Tina.)

Sentence 1: **reminded**

Sentence 2: **snapped**

Sentence 3: **argued**

Sentence 4: **blurted**

Sentence 5: **suggested**

Sentence 6: **begged**

Name: _____ Date: _____

Synonyms for Said

Directions: The words below are synonyms for *said*. Talk about the implied meaning of each synonym, and write a sentence that contains it (see example). Then practice reading the sentences aloud with expression.

Example: **gasped** ("I cannot believe you actually came to my performance!" gasped Tina.)

Sentence 1: **ordered**

Sentence 2: **nagged**

Sentence 3: **scolded**

Sentence 4: **barked**

Sentence 5: **chuckled**

Sentence 6: **debated**

Name: _____ Date: _____

Synonyms for Said

Directions: The words below are synonyms for *said*. Talk about the implied meaning of each synonym, and write a sentence that contains it (see example). Then practice reading the sentences aloud with expression.

Example: **gasped** ("I cannot believe you actually came to my performance!" gasped Tina.)

Sentence 1: **judged**

Sentence 2: **advised**

Sentence 3: **ranted**

Sentence 4: **interrogated**

Sentence 5: **remarked**

Sentence 6: **mumbled**

Name: _____ Date: _____

Synonyms for Said

Directions: The words below are synonyms for *said*. Talk about the implied meaning of each synonym, and write a sentence that contains it (see example). Then practice reading the sentences aloud with expression.

Example: **gasped** ("I cannot believe you actually came to my performance!" gasped Tina.)

Sentence 1: **admonished**

Sentence 2: **disclosed**

Sentence 3: **rejoiced**

Sentence 4: **insinuated**

Sentence 5: **bantered**

Sentence 6: **affirmed**

Name: _____ Date: _____

The Alphabet

Directions: Insert punctuation marks into the passage below. Then read the passage with expression, focusing on the punctuation you inserted.

Punctuation marks to use:

periods .	commas ,	exclamation points !	question marks ?	quotation marks "	colons :
--------------	-------------	-------------------------	---------------------	----------------------	-------------

A B C D E

F G H I J K

L M N O P

Q R S T U

V W X Y Z

Name: _____ Date: _____

Numbers

Directions: Insert punctuation marks into the passage below. Then read the passage with expression, focusing on the punctuation you inserted.

Punctuation marks to use:

periods	commas	exclamation points	question marks	quotation marks	colons
.	,	!	?	" "	:

1 2 3 4 5

6 7 8 9 10

11 12 13 14 15

16 17 18 19 20

Name: _____ Date: _____

Blah Blah Blah

Directions: Insert punctuation marks into the passage below. Then read the passage with expression, focusing on the punctuation you inserted.

Punctuation marks to use:

periods .	commas ,	exclamation points !	question marks ?	quotation marks " "	colons :
--------------	-------------	-------------------------	---------------------	------------------------	-------------

Blah blah blah blah

blah blah blah blah

blah blah blah blah

blah blah blah blah

Name: _____ Date: _____

Directions: Mark the text to show where short pauses and long pauses should go when reading it aloud. / = short pause, // = long pause

Casey at the Bat

(excerpt)

by Ernest Lawrence Thayer

The outlook wasn't brilliant for the Mudville nine that day
The score stood four to two with but one inning more to play
And then when Cooney died at first and Barrows did the same
A sickly silence fell upon the patrons of the game

A straggling few got up to go in deep despair The rest
clung to that hope which springs eternal in the human breast
They thought if only Casey could get but a whack at that
We'd put up even money now with Casey at the bat

But Flynn preceded Casey as did also Jimmy Blake
And the former was a lulu and the latter was a cake
So upon that stricken multitude grim melancholy sat
For there seemed but little chance of Casey's getting to the bat

Casey at the Bat

(excerpt)

by Ernest Lawrence Thayer

The outlook wasn't brilliant / for the Mudville nine that day //

The score stood four to two / with but one inning more to play //

And then when Cooney died at first / and Barrows did the same //

A sickly silence fell upon / the patrons of the game //

A straggling few got up to go / in deep despair //

The rest clung to that hope / which springs eternal / in the
human breast //

They thought if only Casey / could get but a whack at that //

We'd put up even money now / with Casey at the bat //

But Flynn preceded Casey / as did also Jimmy Blake //

And the former was a lulu / and the latter was a cake //

So upon that stricken multitude / grim melancholy sat //

For there seemed but little chance / of Casey's getting to the bat

Name: _____ Date: _____

Directions: Mark the text to show where short pauses and long pauses should go when reading it aloud. / = short pause, // = long pause

Paul Revere's Ride

(excerpt)

by Henry Wadsworth Longfellow

Listen my children and you shall hear
Of the midnight ride of Paul Revere
On the eighteenth of April in Seventy-Five
Hardly a man is now alive
Who remembers that famous day and year

He said to his friend "If the British march
By land or sea from the town to-night
Hang a lantern aloft in the belfry arch
Of the North Church tower as a signal light
One if by land and two if by sea
And I on the opposite shore will be
Ready to ride and spread the alarm
Through every Middlesex village and farm
For the country folk to be up and to arm"

Paul Revere's Ride

(excerpt)

by Henry Wadsworth Longfellow

Listen my children / and you shall hear /
Of the midnight ride / of Paul Revere //
On the eighteenth of April / in Seventy-Five /
Hardly a man / is now alive /
Who remembers / that famous day and year //

He said to his friend / "If the British march /
By land or sea / from the town tonight /
Hang a lantern aloft / in the belfry arch /
Of the North Church tower / as a signal light /
One if by land / and two if by sea //
And I / on the opposite shore / will be /
Ready to ride / and spread the alarm /
Through every Middlesex village and farm /
For the country folk / to be up / and to arm"

Name: _____ Date: _____

Directions: Mark the text to show where short pauses and long pauses should go when reading it aloud. / = short pause, // = long pause

Ruby Bridges' Big Step Forward

by Raymond Coutu

If you think a kid can't make a difference you don't know Ruby Bridges' story

Ruby was one of the first Black children to go to an all-white school as part of a U.S. government effort to integrate schools

On November 14 1960 she entered the William Frantz Elementary School in her New Orleans Louisiana neighborhood led by U.S. Marshals White protesters shouted hateful hurtful remarks at her They refused to send their children to school with a Black girl So Ruby spent most of her first-grade year alone with her teacher Barbara Henry But that didn't stop Ruby's parents from sending her to school or Ruby from going She was brave She did what she felt was right for herself and her country

Slowly the protesters gave up their children returned to school and the classrooms were integrated Progress continued over the years Racial problems still exist in New Orleans but they are not as bad as they were when one little girl took a big step forward for humankind

Ruby Bridges' Big Step Forward

by Raymond Coutu

If you think a kid can't make a difference / you don't know Ruby Bridges' story //

Ruby was one of the first Black children to go to an all-white school / as part of a U.S. government effort to integrate schools //

On November 14 1960 / she entered the William Frantz Elementary School in her New Orleans Louisiana neighborhood / led by U.S. Marshals // White protesters shouted hateful / hurtful remarks at her // They refused to send their children to school with a Black girl // So Ruby spent most of her first-grade year alone with her teacher / Barbara Henry // But that didn't stop Ruby's parents from sending her to school / or Ruby from going // She was brave // She did what she felt was right for herself / and her country //

Slowly / the protesters gave up / their children returned to school / and the classrooms were integrated // Progress continued over the years // Racial problems still exist in New Orleans / but they are not as bad as they were when one little girl / took a big step forward for humankind

Name: _____ Date: _____

Directions: Mark the text to show where short pauses and long pauses should go when reading it aloud. / = short pause, // = long pause

Malala's 16th Birthday Speech to the United Nations

(excerpt)

by Malala Yousafzai

I raise up my voice not so that I can shout but so that those without a voice can be heard Those who have fought for their rights Their right to live in peace Their right to be treated with dignity Their right to equality of opportunity Their right to be educated

We must believe in the power and the strength of our words Our words can change the world Because we are all together united for the cause of education And if we want to achieve our goal then let us empower ourselves with the weapon of knowledge and let us shield ourselves with unity and togetherness

Dear brothers and sisters we must not forget that millions of people are suffering from poverty injustice and ignorance We must not forget that millions of children are out of schools We must not forget that our sisters and brothers are waiting for a bright peaceful future

So let us wage a global struggle against illiteracy poverty and terrorism and let us pick up our books and pens They are our most powerful weapons

One child one teacher one pen and one book can change the world
Education is the only solution Education first

Malala's 16th Birthday Speech to the United Nations

(excerpt)

by Malala Yousafzai

I raise up my voice / not so that I can shout, but so that those without a voice / can be heard // Those who have fought for their rights // Their right to live in peace // Their right to be treated with dignity // Their right to equality of opportunity // Their right to be educated //

We must believe in the power / and the strength of our words // Our words can change the world // Because we are all together / united for the cause of education // And if we want to achieve our goal / then let us empower ourselves / with the weapon of knowledge / and let us shield ourselves / with unity and togetherness //

Dear brothers and sisters / we must not forget that millions of people are suffering / from poverty / injustice and ignorance // We must not forget / that millions of children / are out of schools // We must not forget / that our sisters and brothers / are waiting for a bright peaceful future //

So let us wage a global struggle / against illiteracy, poverty and terrorism / and let us pick up our books and pens // They are our most powerful weapons //

One child / one teacher / one pen / and one book / can change the world // Education is the only solution // Education first

Name: _____ Date: _____

Directions: Mark the text to show where short pauses and long pauses should go when reading it aloud. / = short pause, // = long pause

The Gettysburg Address

by Abraham Lincoln

Four score and seven years ago our fathers brought forth on this continent a new nation conceived in Liberty and dedicated to the proposition that all men are created equal

Now we are engaged in a great civil war testing whether that nation or any nation so conceived and so dedicated can long endure We are met on a great battle-field of that war We have come to dedicate a portion of that field as a final resting place for those who here gave their lives that that nation might live It is altogether fitting and proper that we should do this

But in a larger sense we cannot dedicate we cannot consecrate we cannot hallow this ground The brave men living and dead who struggled here have consecrated it far above our poor power to add or detract The world will little note nor long remember what we say here but it can never forget what they did here It is for us the living rather to be dedicated here to the unfinished work which they who fought here have thus far so nobly advanced It is rather for us to be here dedicated to the great task remaining before us that from these honored dead we take increased devotion to that cause for which they gave the last full measure of devotion that we here highly resolve that these dead shall not have died in vain that this nation under God shall have a new birth of freedom and that government of the people by the people for the people shall not perish from the earth

The Gettysburg Address











by Abraham Lincoln

Four score and seven years ago / our fathers brought forth / on this continent / a new nation / conceived in Liberty / and dedicated to the proposition / that all men are created equal //

Now we are engaged in a great civil war / testing whether that nation / or any nation so conceived / and so dedicated / can long endure // We are met on a great battlefield of that war // We have come to dedicate a portion of that field / as a final resting place / for those / who here gave their lives / that that nation might live // It is altogether fitting and proper / that we should do this //

But / in a larger sense / we cannot dedicate / we cannot consecrate / we cannot hallow this ground // The brave men / living and dead / who struggled here / have consecrated it far above our poor power to add or detract // The world will little note nor long remember what we say here // but it can never forget / what they did here // It is for us the living / rather to be dedicated here / to the unfinished work / which they who fought here / have thus far so nobly advanced // It is rather for us / to be here dedicated / to the great task remaining before us // that from these honored dead / we take increased devotion / to that cause / for which they gave the last full measure of devotion // that we here highly resolve / that these dead shall not have died in vain / that this nation / under God / shall have a new birth of freedom // and that government of the people / by the people / for the people / shall not perish from the earth

Marking Chart

Text Signal		Marking	What to Do While Reading
,	Comma	/	pause briefly
.	Period	//	pause
?	Question Mark		raise your tone at the end of the line
!	Exclamation Point	★	read with excitement or other emotion
" ____ "	Quotation Marks		read in the voice of whoever is speaking
...	Ellipsis		trail off, as if there is more to the passage
	Emotion Word (adjective or adverb)	 happy  sad  scared  surprised	read in a voice that captures the emotion
		underline to highlight points you want to emphasize 	alter your voice to emphasize the point
			slow down
			speed up

Name: _____ Date: _____

Drawing Contest

Directions: Using the Marking Chart as a reference, mark the text below to remind yourself when and how to read it aloud with expression. Then practice reading it aloud, paying special attention to your notes.

Jennifer couldn't believe her luck! She had never won anything in her life, and she'd just won the drawing contest at school. No doubt she worked hard to earn it, spending hours on her drawing of a new school mascot, but she was elated that she had actually won! Who would have thought? Now she just had to decide how to spend her prize money: 100 dollars! She knew she'd share it with her best friends Katie, Jackie, and Sarah. She couldn't wait to tell them the good news, and she ran toward the playground.

Name: _____ Date: _____

Spooky House

Directions: Using the Marking Chart as a reference, mark the text below to remind yourself when and how to read it aloud with expression. Then practice reading it aloud, paying special attention to your notes.

Slowly, Casey opened the door to the empty house. None of his friends had ever before been brave enough to actually go in the spooky house in the neighborhood, and now, here he was, sun going down, going in all by himself. He was surprised to find the door unlocked, and his friends were cheering him on from the yard, but that didn't help to calm his nerves. As soon as Casey entered, there was a strong and horrible smell, and he saw something dart in front of his eyes. He stepped back and glanced around, ready to bolt for the door at any second. His eyes focused in on something in the corner that seemed to be moving. He could see it wasn't a person, but an animal. He slowly approached and could see a mama cat and four very small kittens. The mama cat seemed protective and glared at Casey until he put his hand out and just waited for her to come to him. Casey could see the kittens were skinny and needed food. What a surprise it would be to his friends to come out the door with kittens instead of running and screaming!

Name: _____ Date: _____

José's First Day

Directions: Using the Marking Chart as a reference, mark the text below to remind yourself when and how to read it aloud with expression. Then practice reading it aloud, paying special attention to your notes.

This was José's first day of school. All the other students had started months ago, because their parents had normal jobs, and those kids had a normal life. But, not José. His dad was in the military, and it seemed lately they were moving every few months. José knew he wouldn't be able to make friends and keep them, so he wasn't even going to try. He knew better. Going to school, doing what they told him, and getting home were his only goals these days. José entered the classroom and sat down, head down on the desk, just waiting for the day to be over. He could see another student stop by his desk, so he glanced up. He was shocked to see Mason, a kid he recognized from fourth grade! Mason's mom was in the military, too, so Mason knew just what he was going through. What a coincidence that here they were, together again in the same class, two states away! José realized that sometimes, even when things seem bad, there might be something good just around the corner!

Name: _____ Date: _____

My Own Smart Phone

Directions: Using the Marking Chart as a reference, mark the text below to remind yourself when and how to read it aloud with expression. Then practice reading it aloud, paying special attention to your notes.

The day arrived when I received my very own smart phone. Sure, I had been using my parents' phones for years. But this one was all mine! I excitedly ripped open the box and marveled at the sleek device in my hands, a gateway to a whole new world of communication and possibilities. The screen lit up with vibrant colors as I eagerly started texting friends and exploring the Internet. Some new features confused me at first, but I adapted, tapping away with enthusiasm as I customized my phone with apps, ringtones, and wallpapers. I felt connected to the digital world in a way I'd never felt before.

Name: _____ Date: _____

A Major League Day!

Directions: Using the Marking Chart as a reference, mark the text below to remind yourself when and how to read it aloud with expression. Then practice reading it aloud, paying special attention to your notes.

“Ladies and gentlemen, welcome to this afternoon’s soccer game between the New York Red Bulls and the New England Revolution.”

It was finally happening! My family was actually going to a Major League Soccer game. When we walked into the stadium, it was like walking into another country! The field was the greenest green I have ever seen. There must have been 20,000 fans in the stands. The cheering was so loud we could barely talk with one another. We had to shout! And I never had a hot dog that tasted so good. What a great day! Best of all, my favorite team won! “Dad, when can we go to another game?”

Name: _____ Date: _____

The Dentist

Directions: Using the Marking Chart as a reference, mark the text below to remind yourself when and how to read it aloud with expression. Then practice reading it aloud, paying special attention to your notes.

“Mom,” I cried out, “do I really have to go to the dentist today? Why not tomorrow?” Last week I had my regular checkup, and my dentist, Dr. Korb, said I had a cavity that needed filling. I hate going to the dentist. Dr. Korb is really nice, but it is just so hard to sit there with your mouth open for 30 minutes or more. And then, once your mouth is open, she sticks all the instruments in to clean, scrape, drill, and fill. Mom replied, “Laila, you know you have to get that tooth of yours fixed as soon as possible. You don’t want it to get worse, do you? We’re leaving in 15 minutes. You better be ready.” And so, I prepared to meet my doom!

Name: _____ Date: _____

It's Concert Night!

Directions: Using the Marking Chart as a reference, mark the text below to remind yourself when and how to read it aloud with expression. Then practice reading it aloud, paying special attention to your notes.

I eagerly anticipated the night of the concert, feeling a rush of excitement as I entered the bustling venue. The air buzzed with energy as the crowd filled the space, a sea of fans chatting and laughing in anticipation. The stage lights flickered to life, casting a mesmerizing glow over the eager faces. As the music began to play, I felt a surge of adrenaline, the electric atmosphere pulsing through my veins. Lost in the sea of melodies and lyrics, I danced and sang along with newfound friends, creating memories that would last a lifetime.

Business Letter:

Arrow Shoe Company

Directions: The following letter was written to convince you to purchase a pair of athletic shoes. Read the letter once to yourself. Does it convince you to buy the shoes? Then practice reading the letter orally in a way the writer of the letter might read it.

Dear Mr./Ms. Hastings:

Are you an athlete? Do you play football with friends? Are you on your school basketball team? Would you like to learn to play tennis? All of these sports require that you be fast on your feet. You'll need to run fast, stop on a dime, and make quick turns. In order to do these things, you need the right athletic shoes.

Fortunately for you, the Arrow Shoe Company is opening a new store on Main and Market Streets. I'd like to personally invite you to come to our store any day after school to take a look at the great selection of shoes we have in stock. We have every color you can imagine. And, best of all, we sell our shoes at a price that you and your family can afford. So, the next time you are on Main Street, stop by the Arrow Shoe Company store and let us sell you the shoes that will help you become the best athlete you can be.

Sincerely,

Madison Fottle

Store Manager

Name:

Date: _____

Response to Arrow Shoe Company

Directions: After reading the letter from the point of view of Madison Fottle, write a letter in response. Then practice and perform the letter in a voice that represents the meaning you wish to convey.

Dear Madison Footle:

Business Letter: Central Cereal Company

Directions: The following letter was written to convince you to work for the Central Cereal Company. Read the letter once to yourself. Does it convince you to go to work for the company? Then practice reading the letter orally in a way the writer of the letter might read it.

Dear Ms./Mr. Semolina:

It is always nice to have some extra spending money. Are you interested in adding to your income? We are a new company in town looking for young people who are interested in adding to their income through a few hours of work every week. Our company, the Central Cereal Company, has developed a new breakfast cereal, called Energy Wheats, that is guaranteed to add energy to any person who has it for breakfast each morning. No more getting up at the crack of dawn feeling tired and drowsy. Now young people who have Energy Wheats will be ready for each new day of school. All we ask is that you put flyers advertising Energy Wheats at the door of all the people who live in your neighborhood. The flyer contains a coupon worth \$1.00 off each box of Energy Wheats. Your neighbors will love Energy Wheats, and they will love you for introducing them to this great product. Please call 800-ENR-WHTS if you are interested in working for us. We hope to hear from you very soon.

Sincerely,

Alexa B. Reckfast

Marketing Director

Name:

Date:

Response to Central Cereal Company

Directions: After reading the letter from the point of view of Alexa B. Reckfast, write a letter in response. Then practice and perform the letter in a voice that represents the meaning you wish to convey.

Dear Ms. Reckfast:

Friendly Letter: Get Well, Jasmine

Directions: The following get-well letter was written by a student. Read it to yourself once. Then practice reading the letter orally in a way that Logan, the writer, might read it.

Dear Jasmine:

I want to send you this note to tell you how much I missed you in school this week. Our teacher says that you have been ill and were told to stay home by your doctor. I sure hope you get well soon; we need you here in school with us! Last week was a pretty tough week in school. We had tests every day, and you know how much I love tests! On the fun side, we had our annual school basketball game between the students and the teachers. Can you believe the students won? I wonder if the teachers let us win. You know Mrs. Smithers is such a good player, and yet she did not make one basket. Well, that's about all that happened last week. Please give me a call at home if you feel like it. I can't wait to see your smiling face again when you're back in school. Take care.

Your friend,

Logan

Name:

Date: _____

Response From Jasmine

Directions: After reading the letter in the voice of Logan, write a letter in response from Jasmine. What would Jasmine say to Logan? Then practice and perform the letter in a voice that represents the meaning you want Jasmine to convey.

Dear Logan:

Friendly Letter: Thank You, Grandma and Grandpa

Directions: The following thank-you letter was written by a young person to her grandparents. Read the letter once to yourself. Then practice reading the letter orally in a way Kim, the writer, might read it.

Dear Grandma and Grandpa:

You are the BEST grandparents ever! I received your birthday card in the mail yesterday. Mom let me open it then, even though my birthday wasn't until today. How did you know that I wanted tickets to the Cranky Keys concert? They are so popular that I didn't think I would even be able to see them. All their concerts in other cities sold out! And yet, you came through for me. Thank you, thank you, thank you! I wish you could go to the concert with me. In fact, I wish you lived closer so that we could see each other more in person rather than having to write letters to each other. Please know how much I love you. I can't wait to see you next month when we come for a visit. I'll tell you all about the concert then.

Love,

Kim

Name:

Date: _____

Response From Grandma and Grandpa

Directions: After reading the letter in the voice of Kim, write a letter in response from her grandparents. What would they say to Kim? Then practice and perform the letter in a voice that represents the meaning you want the grandparents to convey.

Dear Kim:

List 1

1.	the little boy	26.	he is it	51.	to go home	76.	who am I
2.	a good dog	27.	I can go	52.	see the dog	77.	an old cat
3.	is about me	28.	they are here	53.	then they went	78.	in their car
4.	then you give	29.	one by one	54.	look at us	79.	she has some
5.	was to come	30.	good and wet	55.	yes and no	80.	a new school
6.	old and new	31.	came with me	56.	play with him	81.	he said it
7.	what we know	32.	about a dog	57.	by the house	82.	did not go
8.	that old man	33.	had a hat	58.	he was going	83.	a good boy
9.	in and out	34.	three little dogs	59.	come to me	84.	three little dogs
10.	get the cat	35.	some good cake	60.	get the cat	85.	up and down
11.	good for you	36.	up and down	61.	in or out	86.	go to work
12.	down at work	37.	her green hat	62.	one, two, three	87.	put it out
13.	with his cat	38.	say and do	63.	to the man	88.	we were there
14.	it was over	39.	when they come	64.	a little dog	89.	before you go
15.	work on it	40.	so I went	65.	he has it	90.	just one day
16.	can come here	41.	my little house	66.	sit by them	91.	about this long
17.	they will go	42.	very good dog	67.	how do you	92.	here it is
18.	are so long	43.	all around	68.	like the book	93.	get the other
19.	three of them	44.	would you like	69.	in our car	94.	our old car
20.	before this one	45.	any good book	70.	what do you	95.	then take it
21.	your little boy	46.	have you been	71.	do you know	96.	can use it
22.	as long as	47.	we are out	72.	make a book	97.	again and again
23.	but not me	48.	here and there	73.	which one is	98.	would give him
24.	be here again	49.	from my mother	74.	this much is	99.	day after day
25.	have been good	50.	a nice day	75.	about his frog	100.	many of them

List 2

1.	saw a cat	26.	such a big box	51.	may come to	76.	dog ran fast
2.	he let us	27.	where it was	52.	he let us	77.	five blue balls
3.	write the word	28.	I am not	53.	write the word	78.	read very well
4.	stand on the	29.	a great ball	54.	these big chairs	79.	over the hill
5.	in a box	30.	yesterday morning	55.	turn right at	80.	such a treat
6.	the word is	31.	live in a	56.	the word is	81.	on the way
7.	we should leave	32.	four of them	57.	we should leave	82.	eat too much
8.	came up to	33.	then at last	58.	her left hand	83.	shall sing for
9.	a tall girl	34.	color the box	59.	more people can	84.	my own bed
10.	will not make	35.	putting it away	60.	why not make	85.	most of all
11.	find a rock	36.	tall red hat	61.	is done better	86.	sure am happy
12.	because it was	37.	friend of the	62.	it was under	87.	saw a thing
13.	made me mad	38.	to look pretty	63.	while the rain	88.	only for fun
14.	could I go	39.	much to eat	64.	should we do	89.	near the dog
15.	never would come	40.	want to say	65.	never would come	90.	older than she
16.	look at that	41.	one year old	66.	two books each	91.	in the open
17.	is my mother	42.	the white pine	67.	was the best	92.	kind and good
18.	run out of	43.	got a cup	68.	at another time	93.	must go not
19.	at school today	44.	wanted to play	69.	it would seem	94.	high in the
20.	with the people	45.	found his dog	70.	the pretty tree	95.	far and near
21.	all last night	46.	that was left	71.	was her name	96.	both of you
22.	into my room	47.	bring her home	72.	part of it	97.	end of the
23.	begin to say	48.	men were there	73.	the tall oak	98.	would go also
24.	I think that	49.	as you wish	74.	next to the	99.	until we see
25.	on the back	50.	red and black	75.	please come to	100.	call me now

List 3

1.	go ask her	26.	the black hat	51.	off his ship	76.	start the fire
2.	a small tree	27.	in his ear	52.	his sister went	77.	ten little boys
3.	a yellow box	28.	write a letter	53.	my happy mother	78.	was an order
4.	you may show	29.	to try it	54.	once I went	79.	part was missing
5.	it goes there	30.	as for myself	55.	he didn't go	80.	the early bird
6.	please clean this	31.	can no longer	56.	set the table	81.	the fat cat
7.	buy a present	32.	those were clean	57.	round and round	82.	a third team
8.	say thank you	33.	hold on tight	58.	dress the baby	83.	was the same
9.	they will sleep	34.	full of water	59.	fail the test	84.	were in love
10.	open the letter	35.	please carry it	60.	wash the clothes	85.	can you hear
11.	jump the wall	36.	eight little ducks	61.	car will start	86.	yesterday he came
12.	by myself	37.	would you sing	62.	always ready to go	87.	eyes are blue
13.	go fly high	38.	food was warm	63.	anything to wear	88.	door was open
14.	please don't run	39.	sit on the	64.	around the yard	89.	clothes are dry
15.	a fast race	40.	the black dog	65.	close the door	90.	through he went
16.	a cold day	41.	can you rise	66.	the bedroom wall	91.	at three o'clock
17.	must call today	42.	hot and cold	67.	gave some money	92.	second not last
18.	does come back	43.	grow the seed	68.	turn the corner	93.	water is warm
19.	a pretty face	44.	do not cut	69.	might be late	94.	the little town
20.	little green box	45.	seven people came	70.	hard, long trail	95.	took off his
21.	go to bed	46.	the pretty woman	71.	go to bed	96.	pair of mittens
22.	I like grown	47.	the funny monkey	72.	fine black line	97.	now getting dark
23.	your red coat	48.	yes it is	73.	along the way	98.	want to keep
24.	six people ran	49.	as he ate	74.	sat on the chair	99.	head and neck
25.	gave a gift	50.	stop your car	75.	I hope you	100.	warm the food

List 4

1.	the story told	26.	time after time	51.	said the word	76.	wear your coat
2.	miss the bus	27.	has come yet	52.	was almost lost	77.	Mr. and Mrs.
3.	with his father	28.	true or false	53.	she quickly thought	78.	in the side
4.	the children moved	29.	above the door	54.	sent the letter	79.	the poor boy
5.	reached the land	30.	still, cool water	55.	receive the gift	80.	lost his book
6.	with an interest	31.	meet me at	56.	had to pay	81.	was cold outside
7.	in the government	32.	since we started	57.	better than nothing	82.	the wind howled
8.	within two feet	33.	a number of	58.	what I need	83.	Mrs. Brown said
9.	the pretty garden	34.	please state your	59.	mean to cry	84.	we learn by
10.	to be done	35.	does it matter	60.	spoke too late	85.	held the book
11.	the country house	36.	draw the line	61.	only finished half	86.	the front door
12.	different from them	37.	did you remember	62.	afraid to fight	87.	it was guilt
13.	the bad men	38.	the large hen	63.	was strong enough	88.	in the family
14.	across the ocean	39.	a few came	64.	feel the fur	89.	it all began
15.	a fenced yard	40.	hit the ball	65.	during the storm	90.	clean air is
16.	a winter morning	41.	under the cover	66.	already had gone	91.	young and old
17.	a round table	42.	the open window	67.	to one hundred	92.	was long ago
18.	a bedtime story	43.	store the box	68.	for the week	93.	around the world
19.	because I'm through	44.	in the city	69.	walked between them	94.	the airplane flew
20.	sometimes I run	45.	are we together	70.	hard to change	95.	without his lunch
21.	tried to run	46.	the bright sun	71.	being quickly spent	96.	do not kill
22.	rode the horse	47.	all my life	72.	care and feeding	97.	ready set go
23.	something for her	48.	across the street	73.	the right answer	98.	please stay away
24.	brought the salad	49.	at the party	74.	an interesting course	99.	won't you come
25.	the dancing shoes	50.	suit was ready	75.	voted against it	100.	the paper flower


List 5

1.	hour by hour	26.	grade your paper	51.	fry an egg	76.	spell the word
2.	be glad that	27.	my big brother	52.	on the ground	77.	a beautiful picture
3.	follow my directions	28.	remain there until	53.	a sunny afternoon	78.	the sick cat
4.	you have company	29.	glass of milk	54.	feed the sheep	79.	because a teacher
5.	would you believe	30.	several years ago	55.	the boat trip	80.	will you cry
6.	begin at once	31.	the long war	56.	plan his work	81.	finish the work
7.	do you mind	32.	are you able	57.	the question is	82.	toss and catch
8.	pass the meat	33.	please change it	58.	the biggest fish	83.	the shiny floor
9.	try to reach	34.	either you come	59.	return the gum	84.	a broken stick
10.	next month we	35.	change was less	60.	call him sir	85.	great amounts of
11.	at this point	36.	train the dog	61.	would not tell	86.	guess the answer
12.	rest and relax	37.	does it cost	62.	the huge hill	87.	pain the bridge
13.	he sent it	38.	in the evening	63.	the wet wood	88.	in the church
14.	please talk louder	39.	sing the note	64.	when you add	89.	a tall lady
15.	when we want	40.	time is past	65.	the dripping ice	90.	a treat tomorrow
16.	to the bank	41.	find her room	66.	broke the car	91.	ice and snow
17.	ship the box	42.	flew overhead	67.	watch for children	92.	for whom the
18.	his business is	43.	at her office	68.	left all alone	93.	women and children
19.	the whole thing	44.	the cow stood	69.	to bend low	94.	among the leaves
20.	a short stop	45.	will you visit	70.	broke her arm	95.	a rocky road
21.	make certain that	46.	wait in line	71.	dinner was cold	96.	the farm animals
22.	was not fair	47.	the teacher said	72.	hair is grown	97.	my famous cousin
23.	give the reason	48.	is almost spring	73.	service the car	98.	bread and butter
24.	it's almost summer	49.	picture was gone	74.	in class today	99.	gave wrong directions
25.	fill your glass	50.	the blue bird	75.	was quite short	100.	the space age

List 6

1.	became a man	26.	could see herself	51.	demand a pencil	76.	was my aunt
2.	a fat body	27.	have an idea	52.	however you want	77.	her system was
3.	take a chance	28.	drop the pin	53.	in this case	78.	he will lie
4.	act right now	29.	the wide river	54.	can you figure	79.	the cause was
5.	it will die	30.	her smile glowed	55.	increase your work	80.	will he marry
6.	in real life	31.	son and daughter	56.	enjoy your study	81.	it is possible
7.	must speak out	32.	the bat flew	57.	rather than walk	82.	I will study
8.	it already ended	33.	is a fact	58.	sound it out	83.	one thousand more
9.	a good doctor	34.	sort the clothes	59.	eleven comes next	84.	in the pen
10.	please step up	35.	king of hearts	60.	music in words	85.	his condition was
11.	all by itself	36.	the dark street	61.	a human being	86.	she said perhaps
12.	had nine lives	37.	kept to themselves	62.	in the count	87.	she will produce
13.	the baby turtle	38.	whose coat is	63.	may the force	88.	it was twelve
14.	minute by minute	39.	study the book	64.	a tomato plant	89.	he rode the
15.	a loud ring	40.	a great fear	65.	can you suppose	90.	is my uncle
16.	who wrote it	41.	move your car	66.	by the law	91.	the labor force
17.	make it happen	42.	she stood outside	67.	was her husband	92.	in public court
18.	let's appear happy	43.	as for himself	68.	just that moment	93.	I will consider
19.	a big heart	44.	the strong man	69.	my favorite person	94.	it happened thus
20.	can swim fast	45.	for they knew	70.	a sad result	95.	was the least
21.	a felt hat	46.	every so often	71.	he could continue	96.	she has power
22.	the fourth hour	47.	toward the end	72.	the lowest price	97.	made a mark
23.	I'll say it	48.	filled with wonder	73.	to serve well	98.	will be president
24.	kept a long time	49.	twenty black birds	74.	the national anthem	99.	a nice voice
25.	a deep well	50.	it was important	75.	wife and mother	100.	must ask whether

Name: _____ Phrase List: _____



Three-Syllable Words

Directions: Read each pyramid top to bottom, adding one syllable at a time to complete the word. Practice reading each pyramid until you can read it smoothly and fluently.

<p>cin cin-na cin-na-mon cinnamon</p>	<p>un un-der un-der-stand understand</p>
<p>vic vic-to vic-to-ry victory</p>	<p>for for-get for-get-ful forgetful</p>
<p>de de-cide de-cid-ed decided</p>	<p>la la-dy la-dy-bug ladybug</p>
<p>hum hum-ming hum-ming-bird hummingbird</p>	<p>fan fan-tas fan-tas-tic fantastic</p>
<p>um um-brel um-brel-la umbrella</p>	<p>li li-brar li-brar-y library</p>

Three-Syllable Words

Directions: Read each pyramid top to bottom, adding one syllable at a time to complete the word. Practice reading each pyramid until you can read it smoothly and fluently.

<p>fur fur-ni fur-ni-ture furniture</p>	<p>af af-ter af-ter-noon afternoon</p>
<p>grand grand-moth grand-moth-er grandmother</p>	<p>en en-ve en-ve-lope envelope</p>
<p>tel tel-e tel-e-phone telephone</p>	<p>de de-vel de-vel-op develop</p>
<p>cus cus-to cus-to-mer customer</p>	<p>de de-part de-part-ment department</p>
<p>lem lem-on lem-on-ade lemonade</p>	<p>an an-y an-y-way anyway</p>

Four-Syllable Words

Directions: Read each pyramid top to bottom, adding one syllable at a time to complete the word. Practice reading each pyramid until you can read it smoothly and fluently.

cat cat-er cat-er-pil cat-er-pil-lar caterpillar	num num-er num-er-a num-er-a-tor numerator
re re-spon re-spon-si re-spon-si-ble responsible	com com-fort com-fort-a com-fort-a-ble comfortable
tel tel-e tel-e-vis tel-e-vis-ion television	vic vic-tor vic-tor-i vic-tor-i-ous victorious
sup sup-er sup-er-he sup-er-he-ro superhero	e e-vap e-vap-or e-vap-or-ate evaporate
in in-de in-de-pen in-de-pen-dence independence	Jan Jan-u Jan-u-ar Jan-u-ar-y January

Four-Syllable Words

Directions: Read each pyramid top to bottom, adding one syllable at a time to complete the word. Practice reading each pyramid until you can read it smoothly and fluently.

<p>mis mis-un mis-un-der mis-un-der-stand misunderstand</p>	<p>dic dic-tion dic-tion-ar dic-tion-ar-y dictionary</p>
<p>mac mac-a mac-a-ro mac-a-ro-ni macaroni</p>	<p>a a-vo a-vo-cad a-vo-cad-o avocado</p>
<p>pop pop-u pop-u-la pop-u-la-tion population</p>	<p>cal cal-cu cal-cu-lat cal-cu-lat-or calculator</p>
<p>an an-y an-y-bod an-y-bod-y anybody</p>	<p>wa wa-ter wa-ter-mel wa-ter-mel-on watermelon</p>
<p>al al-li al-li-ga ali-li-ga-tor alligator</p>	<p>a a-quar a-quar-i a-quar-i-um aquarium</p>

Four-Syllable Words

Directions: Read each pyramid top to bottom, adding one syllable at a time to complete the word. Practice reading each pyramid until you can read it smoothly and fluently.

<p>his his-tor his-tor-i his-tor-i-cal historical</p>	<p>mo mo-tor mo-tor-cy mo-tor-cy-cle motorcycle</p>
<p>dan dan-de dan-de-li dan-de-li-on dandelion</p>	<p>as as-par as-par-a as-par-a-gus asparagus</p>
<p>con con-grat con-grat-u con-grat-u-late congratulate</p>	<p>Cin Cin-der Cin-der-el Cin-der-el-la Cinderella</p>
<p>in in-vis in-vis-i in-vis-i-ble invisible</p>	<p>al al-pha al-pha-be al-pha-be-tize alphabetize</p>
<p>hel hel-i hel-i-cop hel-i-cop-ter helicopter</p>	<p>A A-mer A-mer-i A-mer-i-ca America</p>

Five-Syllable Words

Directions: Read each pyramid top to bottom, adding one syllable at a time to complete the word. Practice reading each pyramid until you can read it smoothly and fluently.

<ul style="list-style-type: none"> mul mul-ti mul-ti-pli mul-ti-pli-ca mul-ti-pli-ca-tion multiplication 	<ul style="list-style-type: none"> qual qual-if qual-if-i qual-if-i-ca qual-if-i-ca-tion qualification
<ul style="list-style-type: none"> un un-i un-i-den un-i-den-ti un-i-den-ti-fied unidentified 	<ul style="list-style-type: none"> o o-cean o-cean-o o-cean-o-graph o-cean-o-graph-y oceanography
<ul style="list-style-type: none"> in in-tim in-tim-i in-tim-i-dat in-tim-i-dat-ing intimidating 	<ul style="list-style-type: none"> com com-mun com-mun-i com-mun-i-ca com-mun-i-ca-tion communication
<ul style="list-style-type: none"> or or-gan or-gan-i or-gan-i-za or-gan-i-za-tion organization 	<ul style="list-style-type: none"> ed ed-u ed-u-ca ed-u-ca-tion ed-u-ca-tion-al educational
<ul style="list-style-type: none"> di di-ag di-ag-on di-ag-on-al di-ag-on-al-ly diagonally 	<ul style="list-style-type: none"> cur cur-i cur-i-os cur-i-os-i cur-i-os-i-ty curiosity

Five-Syllable Words

Directions: Read each pyramid top to bottom, adding one syllable at a time to complete the word. Practice reading each pyramid until you can read it smoothly and fluently.

e e-lec e-lec-tri e-lec-tri-ci e-lec-tri-ci-ty electricity	re re-frig re-frig-er re-frig-er-a re-frig-er-a-tor refrigerator
vo vo-cab vo-cab-u vo-cab-u-lar vo-cab-u-lar-y vocabulary	im im-ag im-ag-i im-ag-i-na im-ag-i-na-tion imagination
pre pre-ci pre-ci-pit pre-ci-pit-a pre-ci-pit-a-tion precipitation	in in-di in-di-vid in-di-vid-u in-di-vid-u-al individual
bi bi-o bi-o-log bi-o-log-i bi-o-log-i-cal biological	na na-tion na-tion-al na-tion-al-i na-tion-al-i-ty nationality
ap ap-prox ap-prox-i ap-prox-i-mate ap-prox-i-mate-ly approximately	ap ap-pre ap-pre-ci ap-pre-ci-a ap-pre-ci-a-tion appreciation

Creepy Man

Directions: With a partner, take turns reading the phrase in the tone that begins each situation.

Phrase: “Run away from that creepy man!”

	Situation
First read	You are shocked that the man is coming toward you.
Second read	You are angry that the man stole your money.
Third read	You are scared that the man is chasing you and a friend.
Fourth read	You and a friend notice that he’s running out of a store with people chasing him.
Fifth read	Come up with your own situation and tone.

Dark Place

Directions: With a partner, take turns reading the phrase in the tone that begins each situation.

Phrase: “It’s so dark in this place!”

	Situation
First read	You are underwater. (Put your finger on your lips and wiggle them!)
Second read	You are in a spooky house.
Third read	You are inside the mouth of a whale.
Fourth read	You are a mouse hiding in the wall.
Fifth read	Come up with your own situation and tone.

Eyes Open

Directions: With a partner, take turns reading the phrase in the tone that begins each situation.

Phrase: “I can’t keep my eyes open!”

	Situation
First read	You are falling asleep after a long day.
Second read	You are not wanting to look at something scary.
Third read	You are a dinosaur after hunting for food all day.
Fourth read	You are a teenager after working all day.
Fifth read	Come up with your own situation and tone.

Come Inside

Directions: With a partner, take turns reading the phrase in the tone that begins each situation.

Phrase: “Come inside right this minute!”

	Situation
First read	You are a mom or dad yelling to your children because dinner is ready.
Second read	You are a fish telling its owner to put the food in the fish tank.
Third read	You are a teacher yelling at the students because a huge rainstorm is coming.
Fourth read	You are a girl or boy yelling at your friend to come see a dog having puppies.
Fifth read	Come up with your own situation and tone.