

# DRAW THE BOTS WITH ME!

(THE ILLUSTRATOR OF  
LAYLA + THE BOTS!)



CHRISTINE  
NISHIYAMA

## DRAW BEEP!



1

Draw a circle  
for his head.



2

Draw his little  
light on top.



3

Draw the shape  
of his body.



4

Draw his arms  
and wheel.



5

Add his plates,  
joints, and face!

## DRAW BOOP!



1

Draw a square  
for her head.



2

Draw a square  
for her body.




3

Draw her legs  
and feet.



4

Draw her arms.



5

Add her plates,  
joints, and face!

## DRAW BOP!



1

Draw a triangle  
for his head.



2

Draw his  
antenna on top.



3

Draw his arms.



4

Draw his body  
and legs.



5

Add his plates,  
joints, and face!




DESIGN  
YOUR OWN:



STEP 1. Think about dogs! What do they like?



STEP 2. Come up with some amusement park ideas you think dogs would like.



**Layla and the Bots: Happy Paws**  
Written by Vicky Fang  
Illustrated by Christine Nishiyama  
A Scholastic Branches Book

Illustration copyright © 2020 Christine Nishiyama  
[www.might-could.com](http://www.might-could.com)  
More activities at [www.vickifyang.com](http://www.vickifyang.com)

**STEP 3.** Pick one idea and draw a picture of your design!



**Layla and the Bots: Happy Paws**  
Written by Vicky Fang  
Illustrated by Christine Nishiyama  
A Scholastic Branches Book

Illustration copyright © 2020 Christine Nishiyama  
[www.might-could.com](http://www.might-could.com)  
More activities at [www.vickylang.com](http://www.vickylang.com)