

LET YOUR KINDNESS SHINE!



Welcome, one and all, to **Let Your Kindness Shine!**

This ELA teaching guide inspired by the movie *The Star* features activities that encourage students to spread the spirit of the season through small acts of kindness! A family activity page prompts them to continue their goodwill with their families.

Let Your Kindness Shine includes:

- 2 student activities
- 1 take-home family activity
- 1 classroom poster
- a digital kindness calendar



ACTIVITY 1

Hooray for the Holidays!

Objective: Students practice writing with a purpose

Materials: Photocopies of Activity Sheet A; writing and coloring supplies

What to Do:

- 1. Ask** students about a time they received a holiday card and how it made them feel.
- 2. Tell** students they will be creating their own uplifting messages. Brainstorm possible messages, such as “Peace and joy”; “Wishing you a happy holiday.”
- 3. Review** and list the parts of a holiday card: date, seasonal greeting, message, closing, and signature.
- 4. Remind** students that they are to write with purpose and to keep their messages focused.
- 5. Distribute** two copies of Activity Sheet A and read the instructions aloud.
- 6. Encourage** students to add extra detail to their cards to personalize them.
- 7. Ask** students to share their cards with the class before they give them to the intended recipients.

Classroom Poster: Each week have students post their acts of kindness on the Kindness Calendar! Visit the [online calendar](#) for 40 daily acts of kindness to inspire your students.

For grades 4–6 lessons and activities, visit scholastic.com/TheStarMovie.

THE **STAR**

IN THEATERS NOVEMBER

For group sales and advance buyouts, submit your request at SonyPicturesGroupSales.com.


TheStarMovie.com

Hooray for the Holidays!

Sending handmade cards is a popular holiday tradition and spreads good cheer and joy. Now it's time for you to join in the fun!

Instructions:


1. **Color** in the lovable animals from *The Star* movie.
2. **Add** your favorite holiday message to brighten someone's day.
3. **Address** the card to a friend, family member, or neighbor!
4. **Give away** a blank copy so someone else can make a card, too!



WISHING YOU A HAPPY HOLIDAY

© 2017 Sony Pictures Animation Inc. All Rights Reserved.

PEACE AND JOY




© 2017 Sony Pictures Animation Inc. All Rights Reserved.

HAVE YOUR BEST
CHRISTMAS
EVER!



© 2017 Sony Pictures Animation Inc. All Rights Reserved.

MERRY CHRISTMAS



© 2017 Sony Pictures Animation Inc. All Rights Reserved.

LET'S
WRITE!

On a separate sheet of paper, write a friendly letter from the point of view of one of the characters in *The Star* to one of the other characters.

LET YOUR KINDNESS SHINE!

ACTIVITY 2

Animated Animals

Objective: Students will use parts of speech—nouns, verbs, adjectives, and adverbs—to complete a story

Materials: Photocopies of Activity Sheet B; writing and coloring supplies

What to Do:

- 1. Ask** students what they know about the Christmas star and who followed it. Were there people? What kind of animals followed the star?
- 2. Ask** students to imagine what the journey was like. Possible questions to consider include: *What would it feel like to have nowhere to go and no one to help you? How do you think it felt to finally find some kindness?*
- 3. Distribute** copies of Activity Sheet B and have students use the prompts to reflect on the importance of kindness.
- 4. Ask** students to let their kindness shine and take turns reflecting on the story they wrote or how they plan to show kindness in honor of the season.

FAMILY ACTIVITY

The Kindness of Kings

Materials: Photocopy Family Activity Sheet to send home with each student.

What to Do:

- 1. Distribute** copies of the Family Activity Sheet. **Encourage** students to engage their families in performing acts of kindness at home.
- 2. Ask** students to share stories about their family's acts of kindness with the class.

Classroom Poster: Each week have students post their acts of kindness on the Kindness Calendar! Visit the [online calendar](#) for 40 daily acts of kindness to inspire your students.

For grades 4–6 lessons and activities, visit scholastic.com/TheStarMovie.

Movie artwork © 2017 Sony Pictures Animation Inc. All Rights Reserved.



THE **STAR**

IN THEATERS NOVEMBER

For group sales and advance buyouts, submit your request at SonyPicturesGroupSales.com.

TheStarMovie.com

Animated Animals

The best part of the Christmas holiday season is the kindness that it encourages in all of us. Use the nouns, verbs, and adjectives to fill in the story below and learn about why *The Star's* characters love Christmas. Bo, a small donkey with big dreams; Ruth, a fluffy and friendly sheep; Dave, a funny, feathered dove; and the trio of cute camels all have a reason to love this holiday.

noun		verb	adjective	
donkey	sky	sing	friendly	cold
dove	kindness	laugh	wisecracking	dark
sheep		gallop	helpful	special
camel		sleep	strong	warm
year			pint-sized	happy
star			wise	



Greetings, friend!

My name is _____. As you can see, I am a _____
(proper name) (adjective)
 and _____. I like to _____.
(adjective) (noun) (verb)

My favorite time of _____ is Christmas. It's always _____
(noun) (adjective)
 at Christmas time, but I love seeing the _____ shining in the
(noun)
 _____ night _____. It's amazing!
(adjective) (noun)

The star makes me think of one very _____ act of _____
(adjective) (noun)
 that gave a family shelter on a cold winter night. The stars remind me that I
 can be kind too. My friends and I try to be _____, _____,
(adjective) (adjective)
 and _____. We love how _____ you can make others at
(adjective) (adjective)
 Christmas. It's what this season is all about!

LET'S WRITE!

On a separate sheet of paper, create a fill-in-the-blank holiday story for a friend to complete. Leave blank spots for your friend to fill in nouns, verbs, adjectives, and adverbs.

LET YOUR KINDNESS SHINE!



Dear Teacher,

Welcome, one and all, to **Let Your Kindness Shine!** Inspired by the movie *The Star*, this ELA program features lessons and activities that encourage students to spread the spirit of the season through small acts of kindness. The courage and bravery of the unexpected heroes in *The Star* movie remind us that goodwill is within all of us. Help your students let their kindness shine with their own acts of peace, generosity, and joy both in the classroom and at home.

We also have the following materials for grades 1–3 classrooms to share with your colleagues:

- Teacher Guide for Student Activities
- Animated Animals Story Starter
- Hooray for the Holidays! Card Kit
- Let Your Kindness Shine Family Activity Sheet

For group sales and advance buyouts for *The Star* movie, submit your request at sonypicturesgroupsales.com.



ACTIVITY 1

Animated Animals

Objective: Students discover what happens when they reflect upon a favorite story from another's point of view, such as a donkey, sheep, or camel!

Materials: Photocopies of the *Animated Animals* Activity Sheet D; writing supplies; nativity read-aloud (optional)

What to Do:

- 1. Ask** students what they know about the Christmas star and who followed it. Possible prompts include: *Who are some of the people from the story? Who, other than people, are present in the story? What other details about the location and story do you remember? What are the main things we learn from the story?* Record their answers on the board.
- 2. Ask** students to imagine what the journey to the star was like. Possible questions include: *What would it feel like to have nowhere to go and no one to help you? How do you think it felt to finally find some kindness?*
- 3. Distribute** copies of *Animated Animals* Activity Sheet D and have students reflect on the importance of kindness.
- 4. Ask** students to tell their stories to their a partner. Partners should share one thing they enjoyed about the other's story along with a question for the author.

Classroom Poster: Each week have students post their acts of kindness on the Kindness Calendar! Visit the [online calendar](#) for 40 daily acts of kindness to inspire your students.

For grades 1–3 lessons and activities, visit scholastic.com/TheStarMovie.

THE **STAR**

IN THEATERS NOVEMBER

For group sales and advance buyouts, submit your request at SonyPicturesGroupSales.com.

TheStarMovie.com

Animated Animals

Sometimes the best way to enjoy a favorite story is to tell it from another's point of view. Or, in the case of *The Star* movie, an animal's point of view! Ready to get started?



FIRST

Choose one of *The Star* movie's animals as the hero of your story:

- **Bo**, a small donkey with big dreams
- **Ruth**, a fluffy and friendly sheep
- **Dave**, a funny, feathered dove

NEXT

Use the prompts below to brainstorm story elements. The more you brainstorm, the easier it will be to create the first draft of your story.



Brainstorm Your Story

1 TONE

- 1 What is the tone of your story? Is it serious, sweet, funny, or something else?
- 2 How do you want the reader to feel after reading your story? Happy, encouraged, hopeful, reflective, or something else?
- 3 What adjectives and adverbs can you use to convey the tone of your story?

1 CHARACTERS

- 1 Which animal from *The Star* movie did you choose? What are some things your character likes and dislikes, does, eats, and says?
- 2 What makes your character unique?

1 SETTING

- 1 Where does your story take place? Describe it.
TIP: The type of weather can reinforce the mood of your story.
- 2 What sorts of details are unique to this place?
TIP: Use the smells of foods to give your setting a memorable feel.

1 PLOT

- 1 What does your character think causes the shining in the sky? Why does your character decide to follow it?
- 2 What types of complications come up for your character? What skills does your character use to try to solve the problem?

Write Your Story

Put all the details together. What happens in the story? Expand your ideas by using at least two to three sentences to describe the elements you brainstormed above. Then, edit and revise your draft. When you've finished your story, read it to a friend!

KEEP WRITING!

On a separate sheet of paper, write a review of your story, as written by a local reporter; the review could include moments the reporter enjoyed and what he or she thinks the author will do next.

LET YOUR KINDNESS SHINE!

ACTIVITY 2

Holiday Traditions at Home

Objective: Students learn how writing about their personal holiday traditions and then sharing their writing with someone else is an act of kindness and can be used to make that person feel welcome in a different environment.

Materials: Photocopies of *Home for the Holidays!* Activity Sheet E; paper, writing supplies, colored pens/markers, and other embellishments

What to Do

- 1. Ask** students about a time they visited someone else's home for a special event, such as a birthday or holiday celebration. Discuss what it was like to experience something new and what the host did to make them feel welcome, comfortable, and at home in this unfamiliar environment.
- 2. Review** the elements of a special event. What do you need to do to prepare? How do you invite someone to an event or greet and welcome others upon their arrival?
- 3. Distribute** copies of *Home for the Holidays!* Activity Sheet E and read the instructions aloud. Encourage students to be inventive with their plans. If they have time, they can even design a sign and party favors using the sheets of paper and materials listed above.
- 4. Ask** students to choose their invitations and/or party pieces to share with the class.

Classroom Poster: Each week have students post their acts of kindness on the Kindness Calendar! Visit the [online calendar](#) for 40 daily acts of kindness to inspire your students.

For grades 1–3 lessons and activities, visit scholastic.com/TheStarMovie.

THE **STAR**

IN THEATERS NOVEMBER

For group sales and advance buyouts, submit your request at SonyPicturesGroupSales.com.

TheStarMovie.com

Home for the Holidays!

One of the most heartfelt ways to show kindness is to invite someone into your home. In this activity, you're asked to invite a very special guest to your home and show him or her how you and your family celebrate meaningful events, such as the Christmas holiday. Now let's have some fun—what if the guest is an animal from *The Star* movie?

Using one of your own family traditions as a starting point, create everything you need to invite, prepare for, and host a character from *The Star*. You can choose from the main characters (Bo, Ruth, or Dave), or you can host the three friendly camels below (Felix, Deborah, and Cyrus). Use these thought starters to think about everything you'll need to be a welcoming host!

EXTEND AN INVITATION

Create an invitation for your guest. Be sure to tell him or her the name of the event, when and where it will be, and what to bring.

COUNTDOWN TO FUN

Write out an itinerary of how the day will go...and what you need to do to prepare, such as make decorations, purchase special foods, and anything else.

DESIGN A MENU

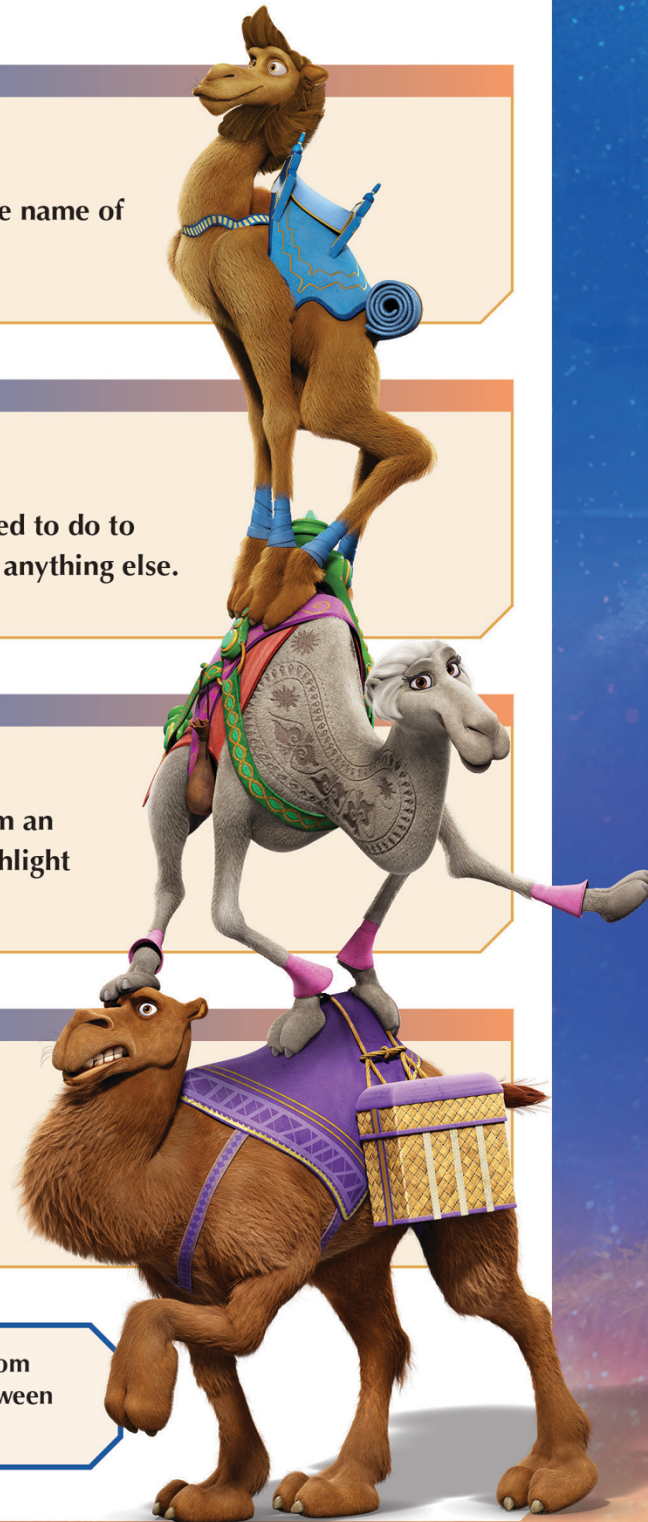
Create a menu for the event's spotlight: the food! Give each item an interesting name, explain the tradition behind the food, and highlight the ingredients.

RECORD YOUR MEMORIES

Now, write a journal entry remembering the event. Don't forget what went wrong, what went right, and what you would do differently next time.

KEEP WRITING!

On a separate sheet of paper, write a one-act scene from the event, including stage directions and dialogue between the host and the guest.



THE STAR's Kindness of Kings

Dear families,

Our class has been sharing the spirit of the holidays through small acts of kindness. We hope you'll carry on this wonderful holiday tradition by doing this **The Kindness of Kings** activity with the entire family. Use the gift-of-kindness tags below for ideas for your family's acts of kindness.

Do a chore
for your
sibling.

Compliment a neighbor.

Bring baked
treats to your local
fire station.

Make a holiday
card for a soldier
overseas (ask
your students
about how they
created
their own
holiday card!).

Tell someone
in your family
why you love
them.

Set up a free
hot-chocolate
stand in your
neighborhood.

Share a snack
from your lunch
with a friend.

Write a cheery message
on the sidewalk
with chalk, such
as "good morning"
or "have a great day."

Ask a friend
if you can help
him or her today.

Leave thank-you
cards for houses that
have great holiday
lawn ornaments and
decorations.

Donate a book to
a children's charity.

Donate food to
your local food
pantry.




Visit [scholastic.com/TheStarMovie](https://www.scholastic.com/TheStarMovie) for the daily acts
of kindness digital calendar and to learn more about the
movie **The Star**, coming to theaters in November!

THE **STAR**
IN THEATERS NOVEMBER

LET YOUR KINDNESS SHINE!

How do you show your kindness?

Post your weekly acts of kindness here to share with the class!



November

Week 1

Week 2

Week 3

Week 4

December

Week 1

Week 2

Week 3

Week 4



THE **STAR**

IN THEATERS NOVEMBER