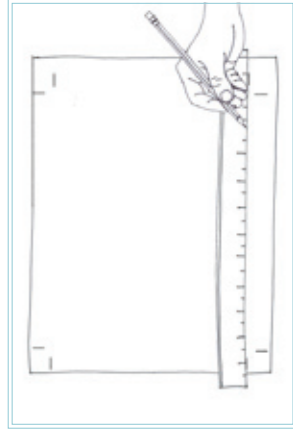



The Baby-Sitters Club

INSTRUCTIONS



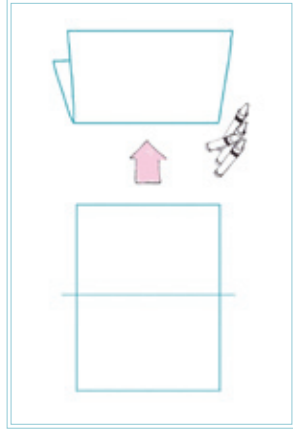
1

Draw a line using your ruler to match up the lines on all sides of your printed card.



2

Use scissors to carefully cut out the card from the lines you drew with the ruler.



3

Carefully fold the card in half. Start coloring!



Hey, it's your Birthday
Let's GO NUTS

