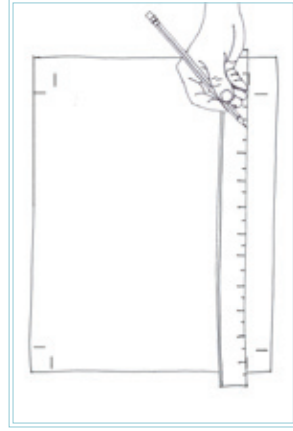



The Baby-Sitters Club

INSTRUCTIONS



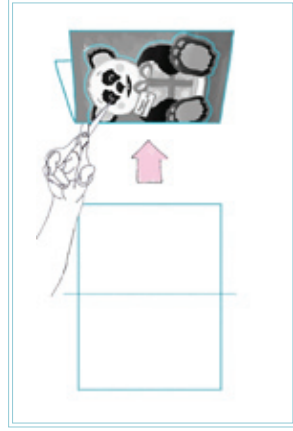
1

Draw a line using your ruler to match up the lines on all sides of your printed card.



2

Use scissors to carefully cut out the card from the lines you drew with the ruler.



3

Carefully fold the card in half. Then cut along the dotted line. You're finished!



 SCHOLASTIC

™ & © Scholastic Inc. All rights reserved.
<http://www.scholastic.com>

