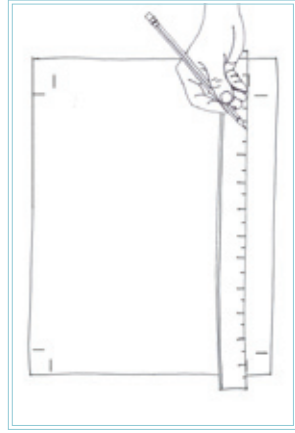



# The Baby-Sitters Club

## INSTRUCTIONS



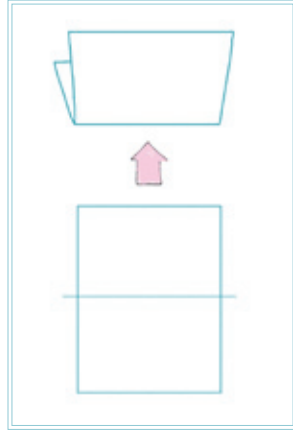
1

Draw a line using your ruler to match up the lines on all sides of your printed card.



2

Use scissors to carefully cut out the card.



3

Carefully fold the card in half. You're finished!



# HAVE A BALL on your BIRTHDAY



**SCHOLASTIC**

™ & © Scholastic Inc. All rights reserved.  
<http://www.scholastic.com>