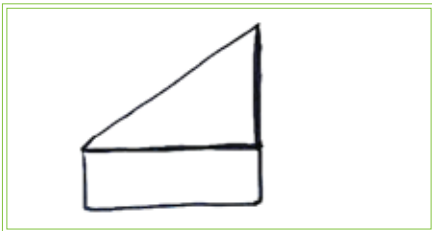


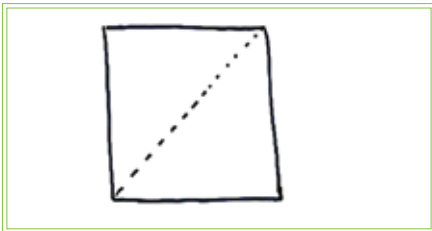
MARY ANNE'S COOTIE-CATCHERS

(Sourced from <http://www.momsminivan.com/article-cootie-catcher.html>)

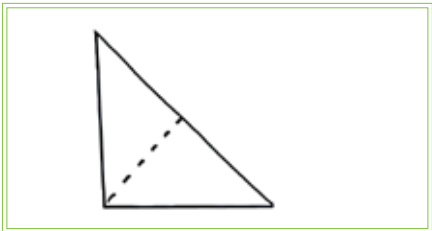
Why spend tons of money on a creepy fortune teller? Cootie-catchers are an inexpensive and fun way to predict the future for you and your friends. Who will get their crush? Who will be the next President? The cootie-catcher knows all.




1 If you start with a standard sheet of paper you will need to make it square by folding one corner over to the edge and cutting off the extra flap.



2 Unfold it and you now have a square.




3 Fold the opposite corners and crease again.




4 Unfold so you are back to the square.

MARY ANNE'S COOTIE-CATCHERS

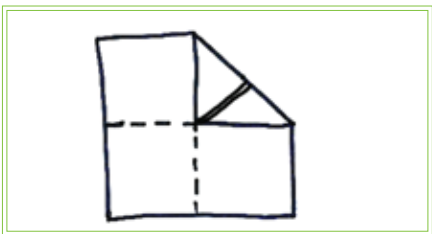
(Sourced from <http://www.momsminivan.com/article-cootie-catcher.html>)



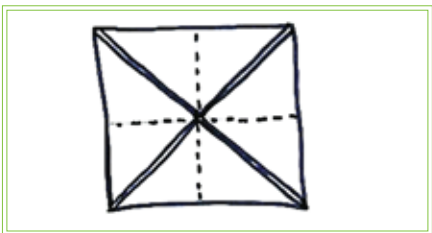
5 Next, fold each corner point into the center of the creases.



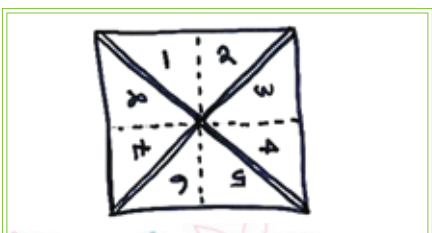
6 With all four corners folded it should look like this.



7 Next, flip it over and fold all four corner points into the center again.



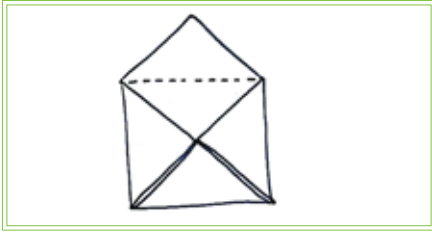
8 With all of the corners folded in it will look like this.



9 Write the numbers 1-8 on each of the triangles.


MARY ANNE'S COOTIE-CATCHERS

(Sourced from <http://www.momsminivan.com/article-cootie-catcher.html>)




10

Lift up the flaps and write the fortunes under here.



11

Flip it over and color or write the name of a different color on each flap.



12

Flip it back over and stick your two thumbs and two forefingers into each of the 4 flap pockets. Ask your friends to pick a number and let the fortune-telling begin!