

## BOOK STATS

Grade Level Equivalent: K–3

Lexile Measure®: 490L

Guided Reading Level: P

Genre: Science Nonfiction, Series

Subject/Theme: Human Body, Five Senses

Ages: 6+

Pages: 32

Common Core State Standards	Reading	Writing	Listening & Speaking	Language
Grade K	RI.K.1, RI.K.3, RI.K.4, RI.K.5	W.K.2	SL.K.1	L.K.5
Grade 1	RI.1.1, RI.1.3, RI.1.4, RI.1.7	W.1.2	SL.1.1	L.1.5
Grade 2	RI.2.1, RI.2.3, RI.2.4, RI.2.7	W.2.2	SL.2.1	L.2.5
Grade 3	RI.3.1, RI.3.3, RI.3.4, RI.3.7	W.3.2	SL.3.1	L.3.5

## Teaching the Book

Ms. Frizzle is back with another science-packed adventure on the Magic School Bus, full of sense—and nonsense—about the five senses! The book provides an opportunity to teach cause-and-effect relationships, the difference between fantasy and fact, and the meaning of idioms. Activities engage students in experimenting with mystery sounds, making a log about their senses, and writing a science report for *The Magic School Bus Explores the Senses*.

**Genre Focus:** Fact or Fantasy?

**Comprehension Focus:** Cause & Effect

**Language Focus:** Multiple Meaning Words

### ABOUT THE AUTHOR

Joanna Cole is the author of The Magic School Bus series. "I discovered in the fifth grade that I enjoyed explaining things and writing reports for school. I had a teacher who was a little like Ms. Frizzle. She loved her subject. Grade school was very important to me maybe that's why I ended up writing books for children as an adult.

After graduating from college, I worked as an elementary-school teacher, a librarian, a children's book editor, and a writer. Writing is hard work, but it's the greatest fun in the world." Learn more about the best-selling Magic School Bus series at <http://www.scholastic.com/magicschoolbus/>.

## OVERVIEW

### Book Summary

Ms. Frizzle's class has been studying the senses, but things don't stay sensible for long! Ms. Frizzle has been rehearsing the class for a special teacher/parent presentation, but she has the wrong date. The new assistant principle, Mr. Wilde takes over the wheel of the Magic School Bus to get Ms. Frizzle back to school in time. Ms. Frizzle's class goes along for the ride of their lives! When Mr. Wilde flips a little green switch, the bus goes all shrink-dinky, teeny-weeny, and the adventure begins.

The bus zooms into the eye of a passing policeman, the ear of a child, the nose of a dog, onto Ms. Frizzle's tongue, and into her skin! On the way the students learn facts about sight, hearing, smell, touch, and taste. In the end, the class and Ms. Frizzle make it to the performance in time, and Ms. Frizzle is given a special award—for the Most Field Trips ever!

# Get Ready to Read

## Pre-Reading Activities

**Fact or Fantasy?** Ask students what they know about Ms. Frizzle and the Magic School Bus. Then ask what parts of the Magic School Bus books are facts . . . and what parts are fantasy. After defining and discussing fact and fantasy, ask students to decide which of the following statements are fact and which are fantasy.

1. The black dot in the middle of your eye is called the pupil. Fact or fantasy? (*Fact*)
2. A dog has a better sense of smell than a human. Fact or fantasy? (*Fact*)
3. A school bus can shrink and travel through the human body. Fact or fantasy? (*Fantasy*)
4. Seeing and hearing are the two most important senses for human beings. Fact or fantasy? (*Fact*)
5. Students can swim around and run around inside a human brain. Fact or fantasy? (*Fantasy*)

Discuss the answers with students. Then remind them to watch for the facts as they read *The Magic School Bus Explores the Senses*.

**Preview and Predict** Have students study the cover of *The Magic School Bus Explores the Senses*. Ask them to describe what they see and share what they think will happen in the book.



## BIG QUESTION

**Critical Thinking** Ask students to think about this question as they read and be ready to answer it when they have finished the book. Write the question on chart paper or have students write it in their reading journals.

**Which sense is most important to you and why?**

## STORIA ENRICHMENTS

To assess and enhance students' comprehension, this Storia eBook contains a Reading Challenge Quiz.

## Vocabulary

**Idioms** Ask students for the meaning of “it’s raining cats and dogs.” Explain that most people know that the phrase means that it is raining really hard. But someone who is just learning English might find it pretty confusing. An idiom is a phrase that means something else than the combined meaning of its individual words. There are a lot of idioms in the Magic School Bus books, and many of them make jokes. Pass out copies of **Resource #1: Vocabulary Cards** on page 7 to students. Ask them to watch for the idioms as they read and try to figure out if there is a joke based on the idiom.

come to your senses

keep an eye on it

say cheese

have a nose for adventure

it’s only chicken feed

keep in touch

## As You Read

### Reading the Book

**Modeled Reading** Project pages 6–7 on a whiteboard or screen and read aloud, modeling for students how to approach the different chunks of text on the page. Begin with the primary narrative text, then the dialogue balloons, then the reports on the side of the page. Draw students’ attention to the position, design, and typeface of the different kinds of text. Also help them figure out the order in which to read the different chunks of text and discuss how the illustrations and text are connected.

**Paired Reading** Encourage students to read the book with a partner to share questions and reactions.

## Comprehension Focus

**Cause and Effect Relationships** Explain to students that science books like *The Magic School Bus* are full of cause and effect relationships. A cause is the reason that something happens. An effect is the result of the cause. Recognizing cause and effect relationships helps readers understand the meaning of a text.

Print the graphic organizer on page 8, **Resource #2: Cause and Effect**, and model for students how to identify cause and effect. Project the page on a whiteboard or pass out copies to students. Explain how to identify the cause and effect in the “Frizzle Fact” on page 13 of the book.

**Model:** The text reads: “When the muscles of the iris tighten, the pupil gets smaller.” The reason that something happens is the muscles of the iris tighten. That’s the cause. The result of this cause is that the pupil gets smaller. That’s the effect. These two things have a cause and effect relationship.

Have students volunteer the rest of the cause and effect relationships listed on the organizer.

## After You Read

### Questions to Discuss

Lead students in a discussion of these focus story elements.

**1. Fact and Fantasy** Ask students to look again at pages 46 and 47. What is the topic of these pages? What are some of the things that are not true or “wrong with the book?” What is true about the book? (*Sample answers: The topic of these pages is what is wrong or not true in the book. For example, a bus can’t tour a brain. The science facts are true.*)

**2. Cause and Effect** Find a cause and effect relationship in the report about your sense of balance on page 40. (*Sample answers: Cause: hair cells in the canals in the inner ear send messages to your brain*

*about your body’s movement. Effect: your brain tells your muscles to adjust so your body won’t fall.*)

**3. Idioms** What does “make your eyes pop” mean? What made your eyes pop when reading the book? (*Sample answers: The idiom means to surprise or amaze you. It made my eyes pop when the bus drove into Ms. Frizzle’s brain.*)

### Questions to Share

Encourage students to share their responses with a partner or small group.

**1. Text-to-Self** Would you like to be in Ms. Frizzle’s class? Why or why not?

**2. Text-to-World** What is a place that makes your senses feel good? What is a place that makes your senses grossed out?

**3. Text-to-Text** How are the *Magic School Bus* books different from most science books? Do you like the way this book mixes up fantasy and fact?

## WORDS TO KNOW

### Idioms

Revisit the text to find each of the idioms listed below. Discuss what the idiom means and then talk about how it is used in the book. In many cases, the idiom is used as a play on words, or pun, in the text. Ask students to look for other idioms while reading the book.

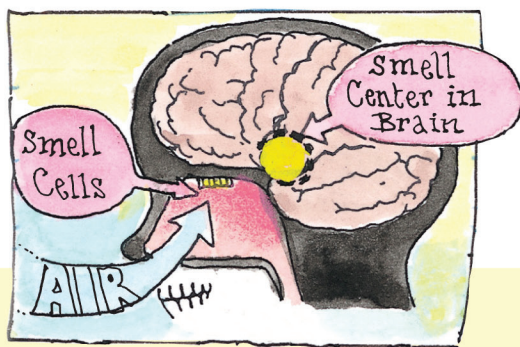
1. come to your senses (p. 6)
2. keep an eye on it (p. 10)
3. say cheese (p. 14)
4. have a nose for adventure (p. 29)
5. it’s only chicken feed (p. 37)
6. keep in touch (p. 48)



## Extension Activities

### Reading/Writing Connection

**Write a Science Report** Remind students that Ms. Frizzle's class helps write The Magic School Bus books. Their reports are along the sides of the pages. Challenge students to add a science report about one of the five senses to the book. Examples include writing a report about how eyeglasses help vision or explaining how the loudness of sound is measured. Help students brainstorm topics about the five senses and provide them with resources, such as books, articles, and websites to use for research.



## Content Area Connections

**Science Mystery Noises** Challenge students to test their ability to identify sounds. Have several students be the "sound makers" and the rest of the students close their eyes. Then have the sound makers make sounds and see if everyone can guess what is making the sound. Example sounds include clapping hands, closing a book, crumpling up paper, stomping on the floor, shaking pennies, closing a stapler, and bouncing a ball. For more sound experiments, visit the Neuroscience for Kids website at <http://bit.ly/11qctuF>.

**Language Arts Sensory Word Game** Build students' vocabulary and reinforce their understanding of the five senses by playing a game about words with sensory appeal. Read the following words and ask students to name the sense that it makes them think about. Word List: *salty, roar, sparkling, slimy, squeak, perfume, yummy, scratchy, shadowy, buzz*.

**Math Senses Statistics** Humans aren't the only ones with amazing senses; many animals far outdo us with their senses of sight, taste, hearing, smelling, and feeling. Ask

Don't forget the



### BIG QUESTION

**Critical Thinking** Give each student an opportunity to answer the big question. Encourage them to support their answers with details and evidence from the text. Tell them there is more than one right answer.

**Which sense is most important to you and why?**

students to record five fascinating statistics about animal senses found by visiting the Neuroscience for Kids website at <http://bit.ly/11c6Jue>.

**Arts Color Wheel** Encourage students to investigate color by learning about color wheels and how colors mix together. For a basic explanation of colors, students can visit Kidzone at <http://bit.ly/W5c4xd>. For an interactive game about mixing colors, give students a chance to mix their own colors in the classroom by visiting Color With Leo at <http://bit.ly/12d5YAv>. If possible, give students a chance to mix their own colors in the classroom.






### BIG ACTIVITY

**Five Senses Log** Ask students to keep a log of what they see, hear, taste, smell, and feel in two different environments. One environment should be inside and the other should be outside. Make copies of the printable, **Big Activity: Five Senses Log** on page 5 and distribute to students. Read the directions and answer questions to clarify the activity.

Name: \_\_\_\_\_ Date: \_\_\_\_\_

## BIG ACTIVITY: Five Senses Log

Write down what you see, hear, smell, taste, and feel somewhere inside. Then do the same thing somewhere outside. What is the same? What is different?

Sense	Inside	Outside
<b>See</b> 		
<b>Hear</b> 		
<b>Smell</b> 		
<b>Taste</b> 		
<b>Feel</b> 		

# READ MORE AND LEARN MORE

Use these books and other resources to expand your students' study of the book or theme.

## Theme/Subject Connections



### Smart Words Science Reader #6: Inside Your Heart

**Ages:** 6–9

**Grades:** 1–3


**Lexile Measure:** 820L

**Pages:** 32

**Guided Reading Level:** Q

What's 60,000 miles long and found right inside the body? The circulatory and respiratory systems! Both systems work together to get rid of waste. The lungs are the main organs of the respiratory system, and the heart is the main organ of the circulatory system. With amazing full-color photos and three-dimensional graphics, this smart reader is a terrific way to enrich budding scientists' understanding of the human body. **Available as a Storia eBook**

## Genre Connections



### Scholastic Leveled Reader 3: Fires and Floods

*Kate Waters*

**Ages:** 6–8

**Grades:** 1–2

**Lexile Measure:** 610L

**Pages:** 32

**Guided Reading Level:** M

The more children know about fires and floods, the safer they will be—that's the message of this easy-to-read science book. Exciting color photos accompany simple text that explains the dangers of these disasters—which can occur naturally or be started or made worse by human action—and what communities do to fight or control them.

**Available as a Storia eBook**



### National Geographic Readers: Dolphins (Level 2)

*Melissa Stewart*

**Ages:** 6–8

**Grades:** 1–2

**Pages:** 32

What swims in the water but isn't a fish?

Whistles and chirps but isn't a bird? Leaps and jumps but isn't a frog? It's a dolphin! Although they live in the water, dolphins are mammals, just like humans. Dive in and learn all about these gentle, playful, and very smart creatures. This beginner's guide features simple, explanatory sentences and gorgeous color photos, accompanied by labels and funny riddles and jokes. **Available as a Storia eBook**



### National Geographic Readers: Penguins! (Level 2)

*Anne Schreiber*


**Ages:** 6–9

**Grades:** 1–3

**Pages:** 32

March this way, and meet the adorable stars of National Geographic's *March of the Penguins* film! Emperor penguins are about the size of a 5-year-old child—but they throw up a lot more than kids do! Find out why—and learn all kinds of other amazing facts about these incredible ice dwellers—in this fact- and photo-filled book!

**Available as a Storia eBook**



### Scholastic True or False #10: Rocks and Minerals

*Melvin & Gilda Berger*

**Ages:** 5–8

**Grades:** K–2

**Lexile Measure:** 780L

**Pages:** 48

Are all rocks hard? Is Earth a big ball of rock? Do rocks last forever? Read the question on the right-hand page and then flip it over to find out the answer on the left-hand page! The large full-color photos of desert landscapes, steaming hot springs, and exploding lava will boggle readers' minds; and easily digestible text will keep them interested. Plus, a cool bonus fact is included on every page!

**Available as a Storia eBook**



### Smart Words Science Reader #20: Space Exploration

**Ages:** 6–9

**Grades:** 1–3

**Pages:** 32

Three, two, one . . . blastoff! Traveling to outer space is one of humanity's greatest feats. Readers can learn all about how it's done in this book of simple text, cool graphics, and astounding photos. The book provides a quick overview of the first space shuttle, the history of rockets, how astronauts travel to space and back, and much more. **Available as a Storia eBook**

To find PDF versions of the Storia teacher guides and links to purchase the related books, visit

<http://teacher.scholastic.com/ereading-resources/>.

**come to your senses (p. 6)**

**keep an eye on it (p. 10)**

**say cheese (p. 14)**

**have a nose for adventure (p. 29)**

**it's only chicken feed (p. 37)**

**keep in touch (p. 48)**

Name: \_\_\_\_\_ Date: \_\_\_\_\_


## RESOURCE #2: Cause and Effect

Fill in the missing parts of each cause and effect relationship. Reread the pages in *The Magic School Bus Explores the Senses* to find the answers.


### Cause

### Effect

**The muscles of the iris tighten. (p. 13)**



**Sound waves enter the ear. (p. 22)**



**Receptor cells sent messages along nerves to the brain. (p. 38)**

