

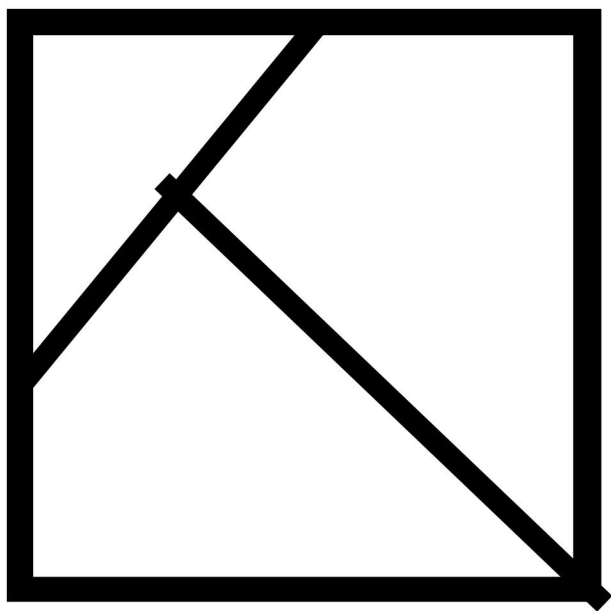
Geometry Puzzle Challenge

Twenty-four shapes can be cut from the 8 boxes below (Boxes A-H). This idea was adapted from the book *Comprehending Math* by Arthur Hyde.

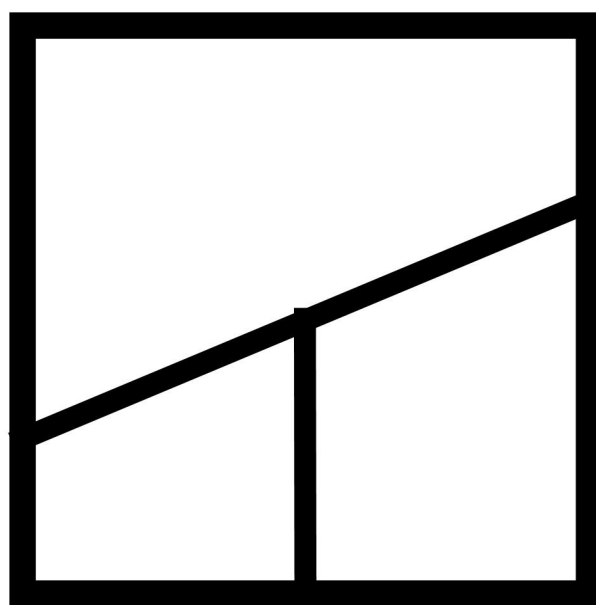
Set-Up: Arrange students into groups of four, five, or six. Give each group a zip bag containing the geometry shapes. There are 17 different shapes, or 15 if you are allowed to flip mirror pairs.

Directions: Create 8 congruent shapes (8 squares of the same size using all 24 shapes). Square B is considered the most challenging. This requires structural, global, relational, intuitive, spatial, and inductive processes.

Optional: In addition, I have included a set of 6 blank boxes. Some very complicated patterns can be created by your students. These creations can then be passed on and given to each other as an additional challenge.




A




B

C




D




E



F



G



H

