



# Classroom Participation Guide

Find reading tips and activities to help your students have fun with books all summer!

[www.scholastic.com/summer](http://www.scholastic.com/summer)



# CONTENTS

**Letter to Educators.....3**

**Activities for Young Readers.....4**

**Activities for Older Readers.....6**

**What’s In Your Family’s Beach Bag?.....8**

**Summer Book Selections.....9**

**I Pledge .....10**

**Sign-Up Sheet ..... 11**

**Reading Log.....12**

**Certificate Of Achievement.....13**

**WordGirl Activities for kids (3+).....14**

**WordGirl Activities for kids (6+).....16**

**Letter to Parents.....18**

**SCHOLASTIC**  
**SUMMER**  
**CHALLENGE™**  
★★★★

# Keep Kids Reading All Summer Long!

Dear Educator,

At Scholastic, we believe that literacy – the ability to read, write and understand – is the birthright of every child, as well as the pathway to succeed in school. Like any skill, reading requires practice, and it's critical that students take the time to read during the summer months in order to keep their skills sharp and avoid the "Summer Slide"— the loss of reading and learning skills that occurs during the long break from school. As school districts nation-wide implement the Common Core State Standards, it's more important than ever before to get kids reading and learning during the summer months.

One way to spark kids' excitement is by encouraging them to pick the books they want to read. According to the latest edition of the Kids & Family Reading Report, 92% of kids say they are more likely to finish a book they choose themselves.

Once your students have selected their summer books, encourage them to join the *Scholastic Summer Challenge*, a FREE online reading program that allows kids to log the minutes they spend reading as they *Read for the World Record*. **The 20 schools with the most minutes logged will receive recognition in the 2014 Scholastic Book of World Records, and the school with the most minutes read will receive a special visit from Dav Pilkey, author and illustrator of the Captain Underpants series!** Plus, the school in each state with the most minutes read will receive a special Reading Plaque. From May 6 to September 6, 2013, students can participate in weekly challenges, earn digital rewards, enter sweepstakes, find great books to read, and more!

Is your class up for the CHALLENGE? Visit [www.scholastic.com/summer](http://www.scholastic.com/summer) and...

- Register your entire class for the Summer Challenge using **Bulk Classroom Registration**;
- Visit your **Teacher Dashboard** to track students' reading and to email parents;
- Download **free printables, activities, and age-appropriate summer reading booklists**, which includes titles chosen to meet the Common Core State Standards;
- Access **free resources** and **summer reading tips**;

Register your students before June 30, 2013 to be entered in the **Scholastic Summer Challenge Teacher Sweepstakes** for a chance to win a classroom library.

Thanks for all you do to encourage your students to read throughout the school year and beyond. Have a great summer, and happy reading!

*Francie Alexander*

Francie Alexander  
Chief Academic Officer  
Scholastic Inc.

*Pam Allyn*

Pam Allyn  
Executive Director at LitLife & LitWorld  
Ambassador for Scholastic's "Read Every Day. Lead a Better Life" Global Literacy Campaign

[www.scholastic.com/summer](http://www.scholastic.com/summer)



# Activities for Young Readers

## **Aim for 30**

*I'll read every day for at least 30,  
And more if I can find the time,  
I'll read every day so I won't slide,  
I'll read and I'll enjoy the ride!*

Have your students take a reading pledge this summer. Explain that at least 30 minutes each night will help each child strengthen his or her reading skills. Have each child sign a poster that reads: Aim for 30.

## **How to Love a Great Book**

What can a young reader do when he or she finishes a book, but is not quite ready to say good-bye to the characters or let the story go? Give the student a chance to talk about what made the book so wonderful. Have him tell the class or a small group of students what it was about, why it was such a good read, and how it made him feel. Then ask that reader to recommend the book to someone in the class. What can a student do with a really great book when it's summer? Create a scrapbook based on the book and have students add pages to it as they read more books throughout the summer.

This makes an ideal summer activity because a scrapbook can be taken on road trips and family vacations. The scrapbook can be filled with illustrations and cartoons, comments about the characters, favorite passages from the text, and notes about what made the books so enjoyable. The scrapbook can be kept by one person, or it can be shared with friends, who may also want to add pages for the books they read.

## Radio Books

How do you turn a great book into a great radio project? By having your students make a staged reading of the book and recording it. Students can act out the action with their own ad-libbing, or they can read directly from the text. Students can even stage a discussion of the book and record that as well. Allow time for students to plan out their staged readings and to rehearse them. Encourage them to put emotion into their recordings, and to add sound effects. Play the finished radio programs. You may even host an event so that the entire school can hear the staged readings. At the end of the school year, give students copies of their recordings. They can be shared with younger siblings, who can follow along with the actual book.

## Book Catch

As the weather warms up and your class has a chance to play outside, encourage students to talk about books while they play catch. Have one player throw the ball and ask a question about a book the class is reading, such as, "Where does the story take place?" For each correct answer, the player gets a chance to catch the ball. Students can get into the habit of playing book catch and can continue the game with a sibling or parent during the dog days of summer.



# Activities for Older Readers

## Book Club Games

Have students create their own book clubs. After students have read the book and are ready to discuss it, have each member create five questions about the book. Have students ask provocative questions, such as: If you were the author, how would you have ended the book? or What made the main character so likable? Have someone from the club create a generic board game that has a starting point and a finishing point. For each correct answer, club members can move one space on the board game. Who will be first to the finish line? Encourage students to continue with their book group through the summer.

## Online Communities

Older students can keep in touch with friends who travel in the summer by sharing their reads in kid-friendly online communities. They can converse online about the books they are reading and recommend titles to friends, using the moderated message boards at the Scholastic STACKS community. They can share book reviews, and even blog about the books that really touched their lives.

## Circle of Friends

A change of scenery can make reading a blast. Students can gather outside, sit in a circle, and read aloud. Have each student read a page or two and then discuss the chapter that they have just shared. Reading aloud can be a big hit in the summer in between sports and barbecues. Encourage students to camp out in a tent in a backyard with friends and read aloud with a flashlight.



# Activities for Older Readers

## Oh, the Places You Will Go

Want to go somewhere this summer? Comprise your own class summer reading list based on books that include summer travel in the plot. Challenge students to find books in the library that explore exotic, and not-so exotic places. Make a list of these books and the places the reader will discover, and share it with the rest of the grade.

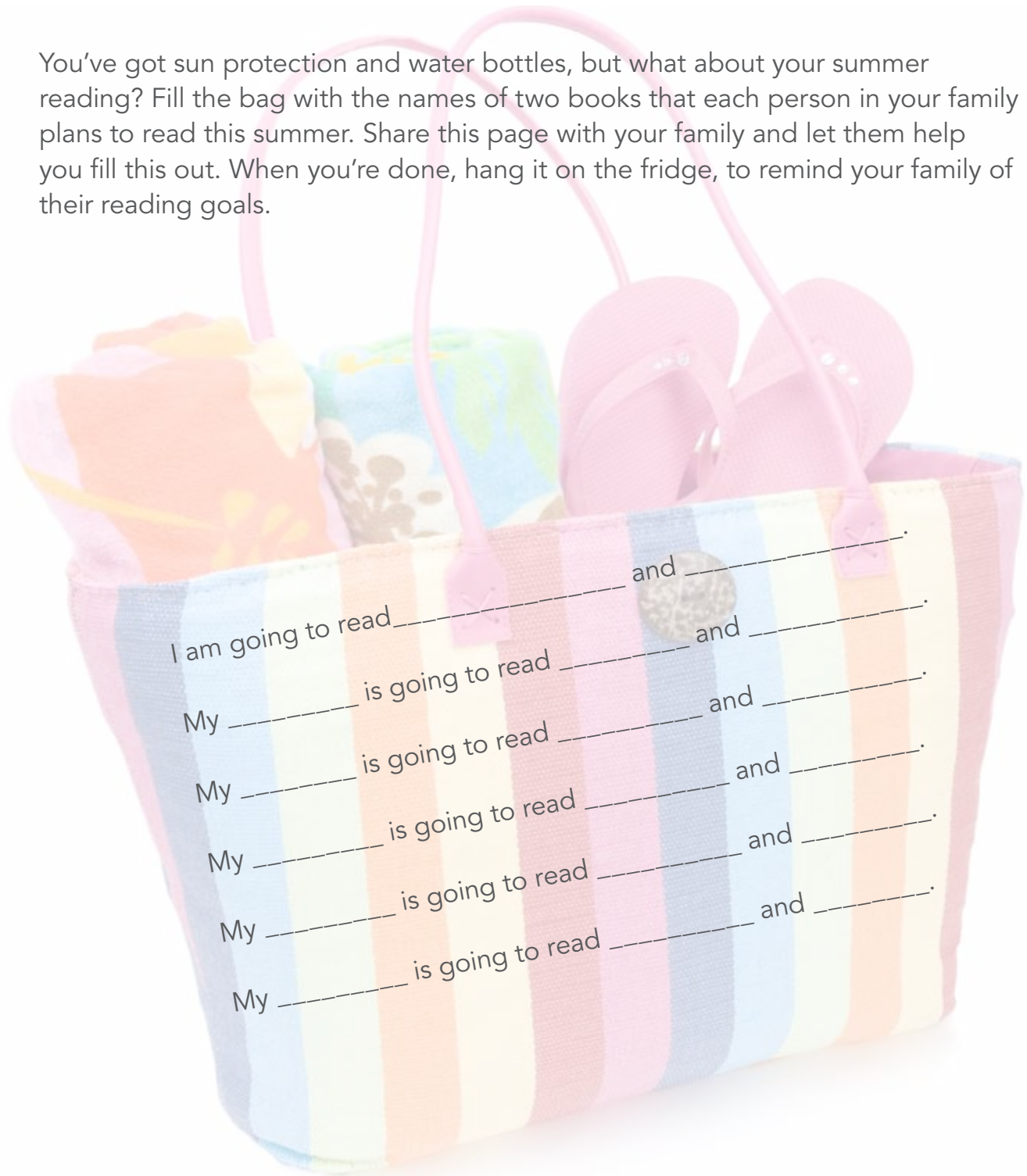
## Film It

Students can work in small groups to create videos about the dangers of the Summer Slide. Students can share their best ideas for keeping up their reading in July and August. Video presentations can be shown at school or on the school website.



# What's In Your Family's Beach Bag?

You've got sun protection and water bottles, but what about your summer reading? Fill the bag with the names of two books that each person in your family plans to read this summer. Share this page with your family and let them help you fill this out. When you're done, hang it on the fridge, to remind your family of their reading goals.



27393628 Beach Bag on a white background © Darren Brode/Shutterstock



# Summer Book Selections

Congratulations! You have just landed a job as a librarian’s assistant. Your first assignment is to help find summer reading titles for four kids who don’t know what to read. Use the information that is listed below to help you pick the right book for the right person. When you’re done with that, pick out some books for yourself. For a list of books, refer to a summer reading list, or hit the library shelves.

Name: Nick  
Likes fantasy and all the classics  
Recommendation: \_\_\_\_\_  
\_\_\_\_\_

Name: Soo Yun  
Loves realistic fiction and stories about the challenges of being a teen  
Recommendation: \_\_\_\_\_  
\_\_\_\_\_

Name: Cal  
Likes to read clever picture books with cool art  
Recommendation: \_\_\_\_\_  
\_\_\_\_\_

Name: Julia  
Enjoys mysteries, especially titles that are part of a series  
Recommendation: \_\_\_\_\_  
\_\_\_\_\_

Your name: \_\_\_\_\_

Pick out four books that you want to read this summer!

I like to read \_\_\_\_\_  
\_\_\_\_\_  
\_\_\_\_\_  
\_\_\_\_\_

Recommendations:

1. \_\_\_\_\_
2. \_\_\_\_\_
3. \_\_\_\_\_
4. \_\_\_\_\_



Cut this out and take it with you on your next trip to the library!



**I pledge to help Read for the World Record.**

I'll do my part by attempting to read a total of \_\_\_\_\_ minutes, between \_\_\_\_\_ and \_\_\_\_\_  
*Month/Date/Year* *Month/Date/Year*

I promise to log my minutes on the official Web site: [www.scholastic.com/summer](http://www.scholastic.com/summer).

Signed,

\_\_\_\_\_  
Name Age Parent



**I pledge to help Read for the World Record.**

I'll do my part by attempting to read a total of \_\_\_\_\_ minutes, between \_\_\_\_\_ and \_\_\_\_\_  
*Month/Date/Year* *Month/Date/Year*

I promise to log my minutes on the official Web site: [www.scholastic.com/summer](http://www.scholastic.com/summer).

Signed,

\_\_\_\_\_  
Name Age Parent



## My Sign-Up Information



Website:  
[www.scholastic.com/summer](http://www.scholastic.com/summer)

My username: \_\_\_\_\_

My password: \_\_\_\_\_

## My Sign-Up Information



Website:  
[www.scholastic.com/summer](http://www.scholastic.com/summer)

My username: \_\_\_\_\_

My password: \_\_\_\_\_

## My Sign-Up Information



Website:  
[www.scholastic.com/summer](http://www.scholastic.com/summer)

My username: \_\_\_\_\_

My password: \_\_\_\_\_

## My Sign-Up Information



Website:  
[www.scholastic.com/summer](http://www.scholastic.com/summer)

My username: \_\_\_\_\_

My password: \_\_\_\_\_

## My Sign-Up Information



Website:  
[www.scholastic.com/summer](http://www.scholastic.com/summer)

My username: \_\_\_\_\_

My password: \_\_\_\_\_

## My Sign-Up Information



Website:  
[www.scholastic.com/summer](http://www.scholastic.com/summer)

My username: \_\_\_\_\_

My password: \_\_\_\_\_

## My Sign-Up Information



Website:  
[www.scholastic.com/summer](http://www.scholastic.com/summer)

My username: \_\_\_\_\_

My password: \_\_\_\_\_

## My Sign-Up Information



Website:  
[www.scholastic.com/summer](http://www.scholastic.com/summer)

My username: \_\_\_\_\_

My password: \_\_\_\_\_

## My Sign-Up Information



Website:  
[www.scholastic.com/summer](http://www.scholastic.com/summer)

My username: \_\_\_\_\_

My password: \_\_\_\_\_

## My Sign-Up Information



Website:  
[www.scholastic.com/summer](http://www.scholastic.com/summer)

My username: \_\_\_\_\_

My password: \_\_\_\_\_



# Reading Log

Child's Name \_\_\_\_\_

Use this reading log to record your time. To make sure your minutes get counted toward the Scholastic World Record, please log them online at [www.scholastic.com/summer](http://www.scholastic.com/summer).

	Book Title	Minutes Read Total
Week 1	_____	_____
Week 2	_____	_____
Week 3	_____	_____
Week 4	_____	_____
Week 5	_____	_____
Week 6	_____	_____
Week 7	_____	_____
Week 8	_____	_____
Week 9	_____	_____
Week 10	_____	_____
Week 11	_____	_____
Week 12	_____	_____
Week 13	_____	_____
Week 14	_____	_____
Week 15	_____	_____
Week 16	_____	_____
Week 17	_____	_____

Total Minutes Read = \_\_\_\_\_

Make sure to log your minutes at [www.scholastic.com/summer](http://www.scholastic.com/summer)

# CERTIFICATE OF ACHIEVEMENT

\_\_\_\_\_ (Name)

Participated in the 2013 Scholastic Summer Challenge and read \_\_\_\_\_ minutes toward setting a summer reading world record!

\_\_\_\_\_ (School Name)

\_\_\_\_\_ (Principal)

\_\_\_\_\_ (Teacher)

\_\_\_\_\_ (Date)



# Read for the World Record!

 SCHOLASTIC

# WORDGIRL®




SCHOLASTIC and WORDGIRL™ & © Scholastic Inc. The PBS KIDS GO! logo is a registered mark of PBS and is used with permission.

 SCHOLASTIC



# WORDGIRL®



SCHOLASTIC and WORDGIRL™ & © Scholastic Inc. The PBS KIDS GO! logo is a registered mark of PBS and is used with permission.

 SCHOLASTIC



SCHOLASTIC  
**SUMMER  
 CHALLENGE**

**WORDGIRL™ DEFINITION MATCH**

*DIRECTIONS: Each word on the word list matches a definition below. Write the word that matches the definition on the line provided.*

WORD LIST

Astound    Crumple    Admire    Tinker    Scuffle  
 Famished    Rogue    Meteor    Chuckle    Magnify

1. A fiery rock that makes a bright trail in the night sky \_\_\_\_\_
2. To crush something together and make it wrinkly \_\_\_\_\_
3. To try to fix something without exactly knowing how to \_\_\_\_\_
4. A mischievous person; a villain \_\_\_\_\_
5. To make bigger in size \_\_\_\_\_
6. To laugh quietly to yourself \_\_\_\_\_
7. To struggle or fight in a confused way \_\_\_\_\_
8. To astonish or bewilder \_\_\_\_\_
9. To appreciate or respect something \_\_\_\_\_
10. To be extremely hungry \_\_\_\_\_

**BONUS:**

Complete the following sentence with the correct word from the list above.

Even after Captain Huggy Face helps defeat the Butcher by eating his way through a pastrami attack he is still

\_\_\_\_\_.



Answers: 1. meteor 2. crumple 3. tinker 4. rogue 5. magnify 6. chuckle 7. scuffle 8. astound 9. admire 10. famished Bonus: famished

SCHOLASTIC  
**SUMMER  
 CHALLENGE**



## WORDGIRL™ WORD SEARCH

Directions: Search for the words listed below. Words appear straight across, backward, up and down, down and up as well as diagonally.

### WORD LIST

GIBBERISH  
 COURTEOUS

QUEST  
 LAIR

TEMPORARY  
 VANQUISH

BOISTEROUS  
 REDUNDANT

PREPOSTEROUS  
 INDESTRUCTIBLE

I B S U O R E T S O P E R P  
 S N G W J F T R D A I B E B  
 E S D P A H E U O G S W D S  
 F H H E Q T M P C L B O U M  
 O S A V S X P E P B T Q N L  
 G I R E A T O V S O D H D H  
 A U U D W N R J I I C S A R  
 T Q D H B K A U D S T I N P  
 V N A G M B R S C T R R T J  
 L A I R V X Y D F T G E W T  
 I V T Y O H N S E R I B E U  
 P L R E H F L K T O L B L Q  
 B B O I S T E R O U S I L A  
 M C O U R T E O U S M G Y E

Write a sentence using your favorite word from the list.

---



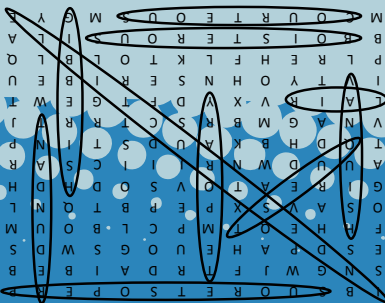
---



---



Answers:





SCHOLASTIC  
**SUMMER  
CHALLENGE™**

# Keep Kids Reading All Summer Long!

Dear Parent,

According to a recent survey on kids and reading, parents said that their children should read an average of 11 books this summer. At Scholastic we want to help your children reach that goal.

Why do kids need to read over the summer? It is simple. If kids don't read, they will find themselves going down the "Summer Slide"—this is not the playground slide, but rather the loss of reading and learning skills that occurs during the long break from school. As school districts nation-wide implement the Common Core State Standards, it's more important than ever before to get kids reading and learning during the summer months.

Here are a few easy ways to help your children fall in love with reading this summer:

- **Give your kids the POWER OF CHOICE.** A recent survey found that 92% of kids say they are more likely to finish a book they have picked out themselves. Make a point to help your child find books that appeal to his or her interests.
- **Read EVERY DAY.** Whether kids read print books or ebooks, the more they read, the better readers they become, and the better readers they become, the more they enjoy reading. Map out at least 20 minutes each day when you and your child plan to read together
- **Make books ACCESSIBLE.** Having books available is key to helping kids love to read. The Kids & Family Reading Report found that having reading role-model parents or a large book collection at home has a greater impact on kids' reading frequency than does household income.


Above all, we believe that summer reading should be FUN, which is why we invite you and your children to join the *2013 Scholastic Summer Challenge*, a FREE online reading program that motivates kids to read. Starting May 6, kids can sign up at [www.scholastic.com/summer](http://www.scholastic.com/summer) and start logging the minutes they spend reading as they Read for the World Record. They can also participate in weekly challenges, earn digital rewards, enter sweepstakes, and find great books to read.

To help you prepare for a successful summer of reading, visit [www.scholastic.com/summer](http://www.scholastic.com/summer) for free reading tips, booklists, printable reading logs and more. Plus, download the FREE Scholastic Reading Timer mobile app (available for iPhones, iPad, Droid devices) so kids can log minutes on the go.

Have a great summer, and happy reading!



Francie Alexander  
Chief Academic Officer  
Scholastic Inc.



Pam Allyn  
Executive Director at LitLife & LitWorld  
Ambassador for Scholastic's "Read Every Day. Lead a Better Life" Global Literacy Campaign



[www.scholastic.com/summer](http://www.scholastic.com/summer)