

Reading Opens a World of Possible

with
TAYLOR SWIFT

Classroom Resources

To use with your students before and after the inspiring conversation
with the global superstar and seven-time GRAMMY® winner.

Reading Opens a World of Possible

with TAYLOR SWIFT



Use these writing activities to get your students in the creative spirit before watching the inspiring conversation with Taylor Swift. She will share the books that have influenced her (**see the list on page 8**), how reading and writing have opened her world, and a special *never-before-seen* video clip!

Writing Activities for Grades 2–5

Heart Maps page 2

Students divide a heart into sections based on what matters most to them—family, hobbies, friends, special events, and so on. They can then refer back to their heart maps when they write poetry or when they have writer’s block.

Personal Narrative Graphic Organizer page 3

The key to helping students write a narrative that tells an interesting, sequential story is using graphic organizers like this one from [Top Teaching blogger Genia Connell](#) that allow students to establish their purpose and effectively plan how their story will unfold.

My Favorite Books page 4

Students list their three favorite books and describe why they picked them.

For more on helping young writers organize their thoughts to focus on the topic at hand, including additional reproducibles, see Genia Connell’s [Graphic Organizers for Personal Narratives](#).

Writing Activities for Grades 6 and Up

Writing a Reflective Essay page 5

Students follow five steps to write an essay that begins with an experience that made them stop and think.

Creating a Memory Map page 6

This exercise will help students visualize their memories before turning them into a memoir.


Most Influential Book page 7

Have students write about the books that most influenced them, that made them think, gave them an idea, or inspired them to do something.

For more on writing, please visit [scholastic.com/writeit](https://www.scholastic.com/writeit), where students can get step-by-step help on brainstorming, drafting, reviewing, revising, and polishing their writing.

My Heart Map

.....
(My Name)



Personal Narrative

(My Name)

Title

Topic

Purpose

Catchy first sentence to capture your readers' attention:

First,

Next,

Last,

Conclusion:



My Favorite Books

.....
(My Name)

My favorite book is:

because

.....

.....

.....

My second favorite book is:

because

.....

.....

.....

Another of my favorite books is:

because

.....

.....

.....

Writing a Reflective Essay

Your essay should present a provocative event to your reader and make your thought process clear.

Choose an occasion. Think back on the significant events in your life that changed you or helped you form your opinions. Write down all the moments that come to mind and then choose the one that feels most vivid to you.

Here are some writing prompts to get you started thinking of a good topic:



Writing Prompts

- One of the happiest times in my life was...
- One of the saddest times in my life was...
- I came to the important realization that...
- I realized that I was no longer a child when...
- The best birthday present I ever received was...
- My favorite holiday is...because...
- My favorite place is...
- When I was little, I used to...
- I was proud of myself for...
- I was ashamed of myself for...
- I have never been so engrossed in learning as when...
- I spent time with someone who was much different from me when...
- A time when I decided to do something differently from everyone else around me was...
- The person who has had the biggest influence on me is...
- An experience that challenged me was...
- One of my biggest successes was...
- One of my biggest failures was...
- I realized that I had a talent for...when...
- The worst thing that has ever happened to me is...
- I was in grave danger when...

Make it real. Your first task is to make this event come alive for the reader. Use sensory language and plenty of concrete details. Try to make the experience thought-provoking for your reader.

Pose a question. Tell your reader exactly why this experience made you stop and think and what it made you curious about. Be sure that your question is broad enough that you can explore it in an essay and that it is about the topic, not about you.


Explore. Do a little research to find out what other people have to say about your topic. Do you agree with them? Do you find their perspectives interesting? Incorporate two to three other ideas into your essay.

Draw a conclusion. The reflective essay should demonstrate a thought process that begins with a question and ends up somewhere else. You don't necessarily have to answer the question, but you should show development in your thinking about the topic, even if it means coming to a new question at the end.

Creating a Memory Map

Most writers need to see a memory before they're able to write it down.
In order to visualize your memories, try mapping them out first!

For this exercise, you will need a box of crayons, a large sheet of paper, and a big table on which to work.



Tip: taping smaller pieces of paper together works too.

From memory, draw a detailed map of the neighborhood where you grew up.

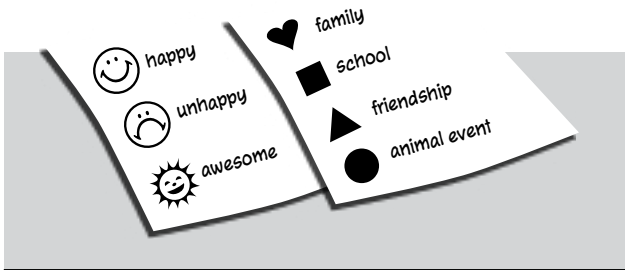
Make sure to include all of the places that make your neighborhood unique. Draw the hidden nooks, crannies, and out-of-the-way places. Don't leave anything out!



Label your map locations.

Label your map with a pen, describing each important location with a few sentences off to the side.

Write these descriptions as if they were intended for a complete stranger who wanted to explore your neighborhood.



You can create your own symbols key for your map.

Now, for each important location on your map, write three memories of things that happened to you in those places.

Fill your map with experiences!

If you need to go back and illustrate some of these memories with crayons, go right ahead!

You could even create symbols to represent your most vivid memories. Add a key in the bottom left corner of your memory map that explains these symbols.



I feel inspired!

I feel inspired!

Hang your memory map in a prominent place near where you write!

Now draft a memoir based on the memories you've mapped.

Most Influential Book

Favorite books are fun to read, but influential books are those that form us as people. What was the book that most influenced you, that made you think, gave you an idea, or inspired you to do something?

What book influenced you and why?




[illegible]

Here are a few of Taylor's favorite reads.

The Harry Potter Series by J. K. Rowling

Hermione Granger is an amazing character in literature. You don't think about how many kids have legitimately grown up with the Harry Potter series.

—Taylor Swift



Stargirl by Jerry Spinelli

Stargirl is about a girl who is very different from anybody else in her school. She just continues to be herself.

—Taylor Swift

The Fault in Our Stars by John Green

I loved Hazel Grace because she's so smart and self-aware.

—Taylor Swift

