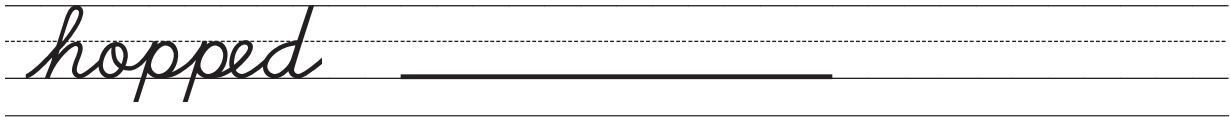
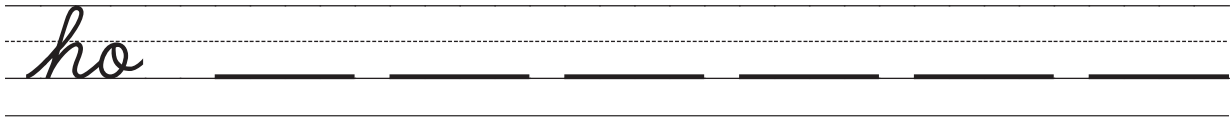
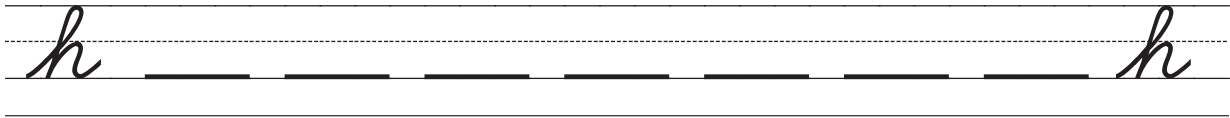
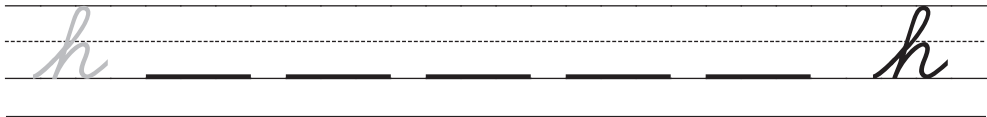
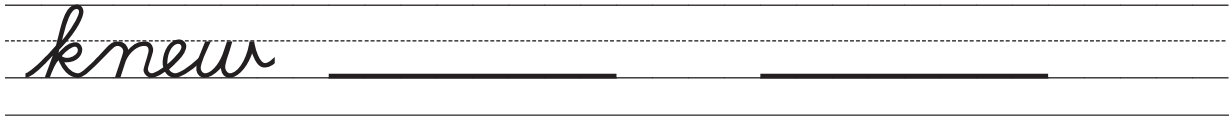
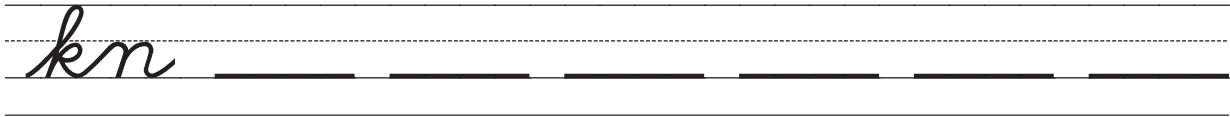
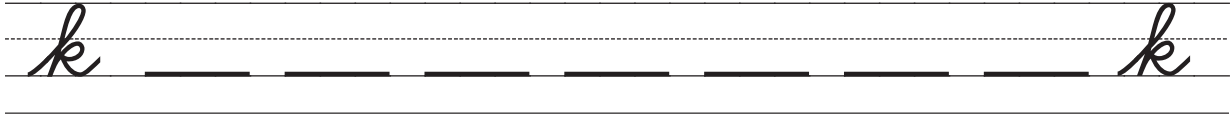
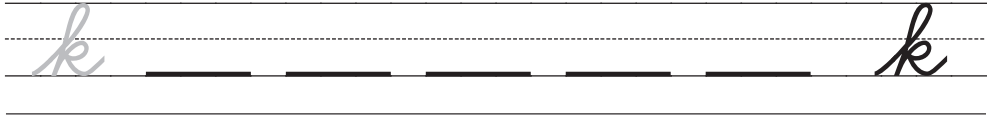


k and *h*

Trace and write.



Circle your best *k*.

Circle your best *h*.

Ask students: Does the slant stroke reach the bottom line?

Do your letters join together smoothly?

Resource Links
Handwriting Practice, p. 23
SAM Keyword: Cursive



z and *x*

Trace and write.

Z ¹ *z* ² *z* *z*

z *z*

zy zy

cozy

X ¹ *x* ² *x* *x*

x *x*

ix

six years

Write a new word using *x* or *z*.

Ask students: Does the overcurve touch the middle line? Do the letters join together smoothly?



Resource Links
Handwriting Practice, p. 24
SAM Keyword: Cursive

Name _____

k, h, z, x

Write the letters.

k _____

h _____

z _____

x _____

six _____ *zoo* _____

ducks _____

the fox _____

Ask students: Do your letters join correctly? Does the x cross in the middle?

Resource Links
Handwriting Practice, p. 45
SAM Keyword: Cursive

