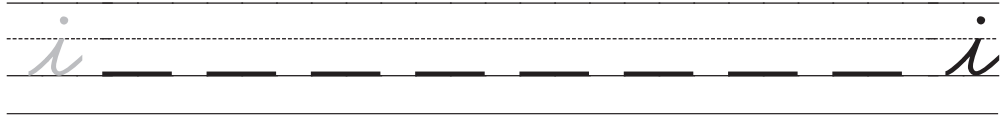


i and *t*

Trace and write.



i

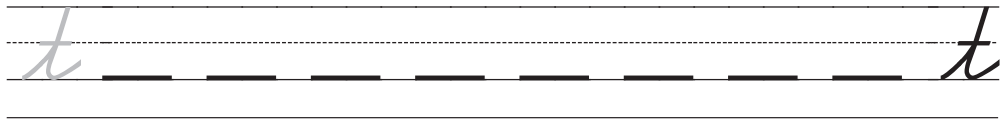
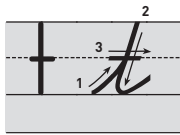
i

i

i

undercurve
to
undercurve

iii



t

t

undercurve
to
undercurve

ti

ti

Circle your best *i*.
Circle your best *t*.

Ask students: Do your slant strokes touch the bottom line?
Are your undercurve letters joined correctly?



Resource Links
Handwriting Practice, p. 12
SAM Keyword: Cursive

e and *l*

Trace and write.

e *e* *e* _____ *e*

e _____ *e*

e _____ *e*

undercurve to undercurve *et* _____ *tie* _____

l *l* *l* _____ *l*

l _____ *l*

undercurve to undercurve *le* _____ *let* _____

tell _____

Circle your best *e*.
Circle your best *l*.

Ask students: Are your loops good? Are your letters joined correctly?

Resource Links
Handwriting Practice, p. 13
SAM Keyword: Cursive



Name _____

i, t, e, l

Write the letters.

i _____

t _____

e _____

l _____

it _____

let _____

tie _____

little _____

Ask students: Do your letters look like the model? Do your letters join correctly?

Resource Links

Handwriting Practice, p. 41

SAM Keyword: Cursive

