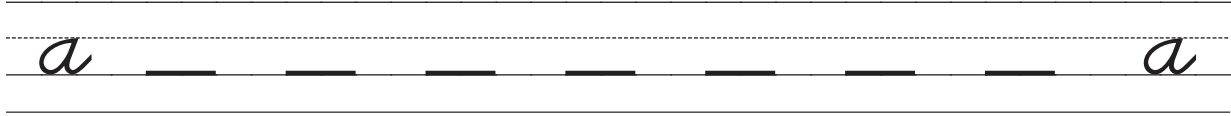
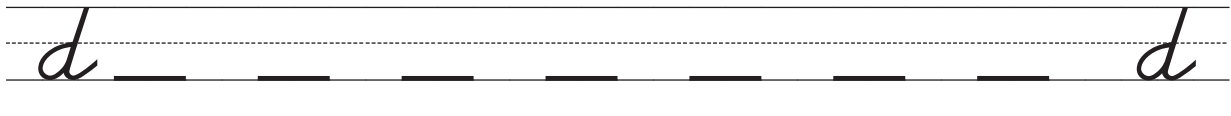
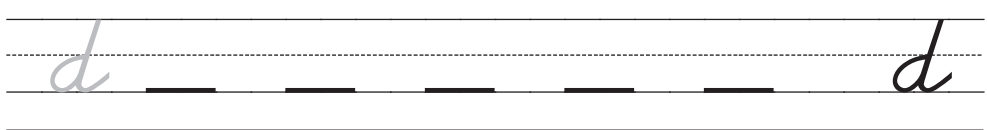
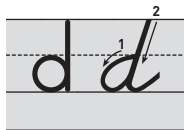

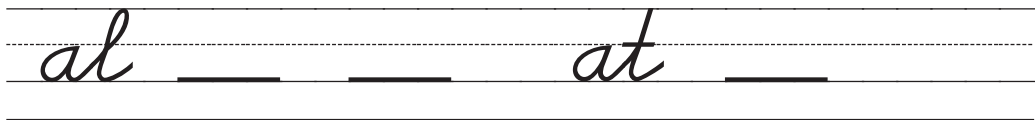


a and *d*

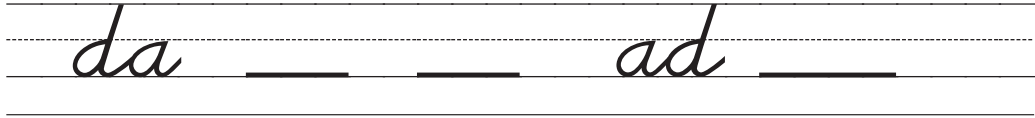
Trace and write.



undercurve
to
undercurve



undercurve
to
downcurve



Circle your best *a*.
Circle your best *d*.

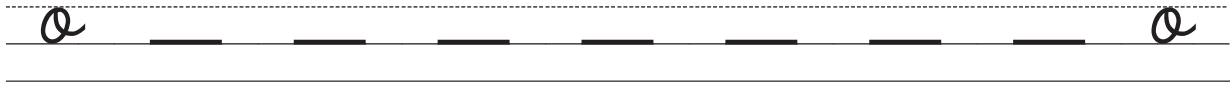
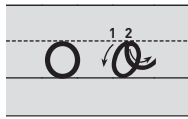
Ask students: Are your retraces neat? Are your letters joined correctly?

Resource Links
Handwriting Practice, p. 14
SAM Keyword: Cursive

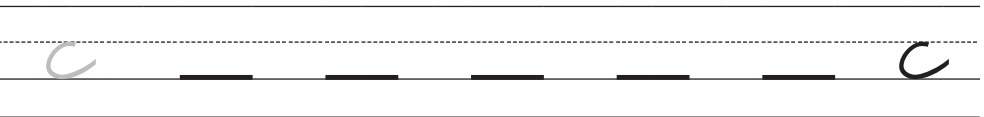
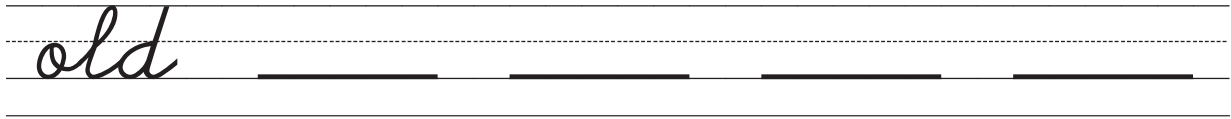
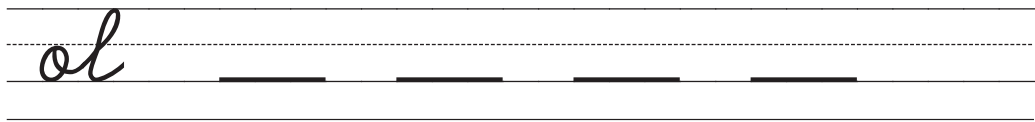


e and *c*


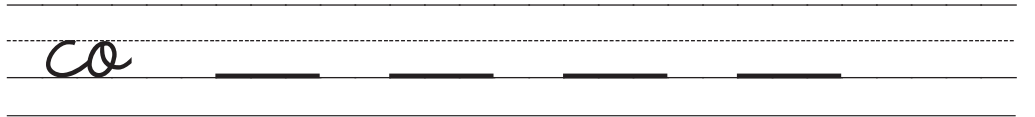
Trace and write.



sidestroke
to
undercurve



undercurve
to
downcurve



Write a new word
with *c*.

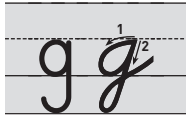
Ask students: Do your letters have a consistent slant? Are your letters joined correctly?

Resource Links
Handwriting Practice, p. 15
SAM Keyword: Cursive

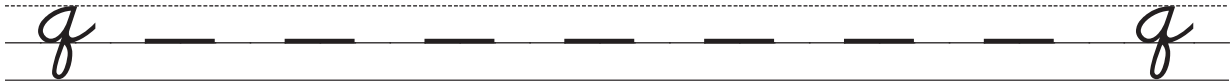
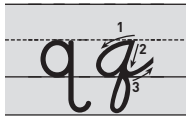
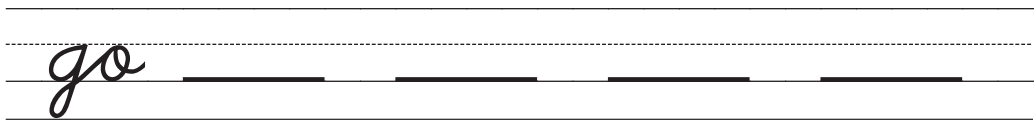


g and *q*

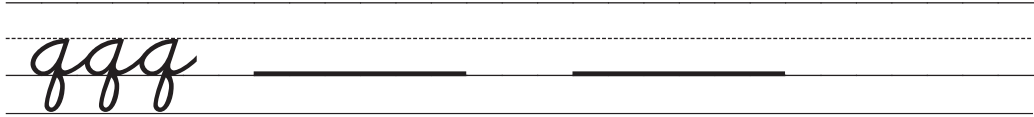
Trace and write.



overcurve
to
downcurve



undercurve
to
downcurve



Circle your best *g*.
Circle your best *q*.

Ask students: Do your descenders fill the space below the bottom line?
Are your letters joined correctly?



Resource Links
Handwriting Practice, p. 16
SAM Keyword: Cursive