







# American SPY Academy

ATTENTION ALL SPIES • ATTENTION ALL SPIES • ATTENTION ALL

**ATTENTION ALL SPIES:** HERE'S HOW TO ASSEMBLE YOUR MOST IMPORTANT PIECE OF SPY EQUIPMENT—YOUR LOGBOOK. THE AMERICAN SPY ACADEMY (**ASA**) HAS PROVIDED TRAINING EXERCISES FOR IMPROVING YOUR SPY SKILLS, SUCH AS CODE BREAKING, DISGUISE, AND KEEN OBSERVATION.

-  Your first mission in creating a spy logbook is to find something to hold all your notes and information (The ASA recommends a blank folder).
-  Next, print out each of the Training Session files. Keep these in your logbook. Use them for practice or to polish your spy skills.
-  Now attach the ASA Warnings provided to the cover of your logbook. This will help keep your information "TOP SECRET."
-  Finally, be sure to keep your logbook in a safe place—away from prying eyes. And ALWAYS consult your logbook before a mission!



ATTENTION ALL SPIES • ATTENTION ALL SPIES • ATTENTION ALL SPIE