

Your SeeSaw Reader Now


Grades K-1

December 2003

Fluent Readers Get It!

As your child begins reading simple books, he'll learn to blend words to read full sentences. This is the point where he will start to build fluency skills.

Fluency is one of the five critical skills identified in the No Child Left Behind Act, which set federal standards for elementary and middle school education. It is the ability to read accurately, quickly, and with good expression. By building fluency your child improves comprehension skills: he's able to automatically read and understand texts that are on his grade level.



Here are some steps to help your child grow into a fluent reader:

- **Continue to make reading aloud a high priority.** Stop often to discuss the story and explain new words. Make sure he comprehends a story read aloud; this shows that he's processing the information correctly, an important milestone to fluency.
- **Give him plenty of opportunity to read on his own.** Let him practice with phonics readers and simple books — easy stories focusing on three-letter, short-vowel words such as “hat,” “big,” “fun,” and “pop.”
- **Point out spelling/sound patterns.** Help him recognize similarities between words that look and sound the same (“fill” and “hill,” “night” and “sight”).
- **Encourage a strong vocabulary.** Help your child improve his store of words by exposing him to language in a variety of ways: play word games, write simple notes, and talk with him every day.

Did You Know?

In Poland, families enjoy storytelling around the tree on Christmas Eve. Make this part of your family's own holiday celebration.

Ask an Expert

How can I help my child be a fluent reader?

Give your child lots of practice reading aloud, at least 15 to 20 minutes a day. Use echo reading (you read a line and then she reads the same line) and popcorn reading (you begin to read and your child “pops” in and continues to read until you “pop” back in). Let her read the same story over and over to increase accuracy and fluency. Be a patient listener, and gently help her over the rough spots.

Meet Our Expert: *Ellen Booth Church taught PreK and kindergarten for years. She is now an educational consultant developing curriculum and writing articles for parents and teachers.*

Have a question about reading? Find advice at www.scholastic.com/read.


Get Your Seesaw Reader
Now Every Month

at www.scholastic.com/read



Be part of our community of readers — kids, teachers, and parents — who will read for 2004 seconds starting at 12 noon on December 5.

Daily Reading Fun



Create homemade holiday decorations that incorporate letters and words. Hang paper wreaths with your child's name, or have her draw pictures of stars, reindeer, etc. and write the name of the object under the picture.

Beyond Books

Help your child create holiday cards for family and friends. He can make the pictures and tell you what he wants the card to say. You can write out a detailed message. Then help him sign his name or write a short message like “Happy Holidays!”



 SCHOLASTIC

www.scholastic.com/read

Party On!

Help your child become a book lover by turning reading into a celebration — throw a Book Party where she can share what she's read with others.

Here's some party tips to get started:



- Invite four to eight parent-child pairs (eight to sixteen people). Try to include kids who are within one grade of each other.
- Have refreshments and give out goodie bags with bookmarks, colored pencils, or a journal to inspire reading and writing.
- Ask guests to bring a book they've recently read (parents' picks should be on their child's reading level).
- Encourage others to ask questions.
- Each person can take a turn talking about her book and reading a favorite passage aloud.

Turn the party into a monthly event with different parents hosting the group each time!

Tic Tac Rhyme

Play "Tic Tac Toe" with rhyming words. You and a friend can take turns writing a word in one of the squares that rhymes with the one in the middle spot. Three in a row wins the game!

	TOT	


	FAN	

	STOP	

Editors' Pick of the Month

Available in your Seesaw December Book Club flyer.

Harold at the North Pole
by Crockett Johnson



Imagination takes you anywhere!

Who it is for: Kids who dream of making their own magic

Why we chose it: This classic holiday story shows creative problem solving at its best — plus it's easy enough for new readers to jump in and read, too.

Parents say: "I loved this book when I was a kid! Harold can draw his way into and out of anything!"

Kids say: "I liked it when Harold helps Santa so we can all get presents."

More books to take turns reading

- *The Biggest, Best Snowman* by Margery Cuyler
- *Frog and Toad Are Friends* by Arnold Lobel
- *Here Comes Santa Claus* by Gene Autry and Oakley Haldeman
- *More Spaghetti, I Say* by Rita Golden Gelman

About Your Seesaw Reader Now

Your Seesaw Reader Now is produced by the Family Channel editorial staff at Scholastic.com. For information on how to foster reading at home, age-appropriate booklists, and more, visit All About Reading. Go to: www.scholastic.com/read.