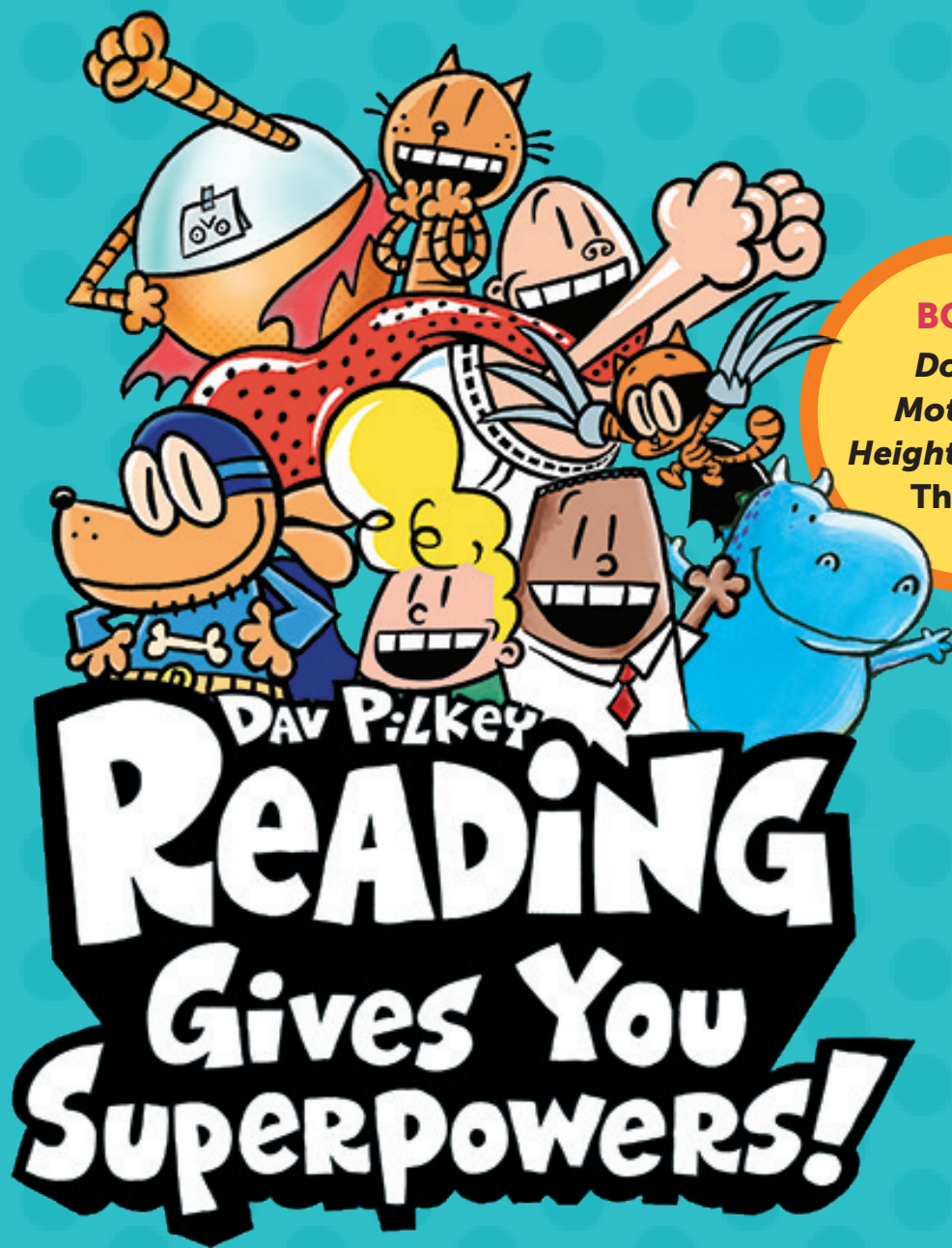


Create comics with
Cat Kid Comic Club, Dog Man, and your
favorite **Dav Pilkey** characters!



BONUS
Dog Man
Mothering
Heights Readers
Theater!

This activity planner includes:

A letter from Dav • Idea Prompts • Drawing Expressions
Create Your Own Character • Comic Book Story Starter



Dear Friend,

If you've read the Dog Man books, then you know Li'l Petey. He's always been a special character to me because he is based on my mom, and — like her — he embodies love, optimism, and hope. And — like me — he loves comics!

In CAT KID COMIC CLUB, Li'l Petey and his best friends, Molly and Flippy, work together to teach twenty-one baby frogs how to make their own comics.

I tried to create a wide range of storytelling, from funny spoofs on real life, to haiku reflections, to prehistoric adventures. With each story, I chose a different art form, including nature photography, clay sculptures, collage, etc., to show how the characters express themselves.

I had so much fun making Li'l Petey's first graphic novel and pairing it with various types of styles and materials.

My hope is that readers everywhere are inspired to dream up their own stories and try something new. And, most importantly, to have fun with books!

Thank you for your commitment to literacy and for the important work you do every day to make this world a better place.

Your pal,

DAV PILKEY



MAKE UP IDEAS!

Brainstorm ideas for your comic book
using the boxes below.




OBJECTS I LOVE

(Favorite foods, toys...)



ACTIVITIES I LIKE TO DO

(At home, outside...)



ACTIVITY PLANNER

NOW TRY mashing your ideas together in a few different ways.

A comic about ... a **loud-talking pizza slice**? A **sky-writing firefly**?
Popcorn friends who tell really bad jokes?






 **SCHOLASTIC**

scholastic.com/readpilkey



PRACTICE FACES


Before you draw your character, warm up by copying Monster Cheese Sandwich's expressions.



ANGRY

Eyebrows: Pointy V-shape


Mouth: Wide open, big sharp teeth



HAPPY

Eyebrows: Upside-down U-shape


Mouth: Wide smile, smaller teeth



SAD

Eyebrows: U-shape


Mouth: Wide, turned down



SCARED


Eyebrows: Raised, upside-down U-shape

Mouth: Turned down, clenched teeth



 SCHOLASTIC


scholastic.com/readpilkey




ACTIVITY PLANNER

CREATE YOUR CHARACTER

Start your comic by planning your main character.



ACTIVITY PLANNER



LI'L PETEY: PeteY's Son. He's a force for Goodness and Kindness, who lives with PeteY during the week and Dog Man on weekends.

STRENGTH: Optimism **WEAKNESS:** Can Be Annoying



<p>A sentence or two about your character:</p> <hr/> <hr/> <p>Strength: _____</p> <p>Weakness: _____</p> <p>Drawing of my character:</p>	<p>What my character's emotions look like:</p> <div style="border: 1px solid black; height: 100px; margin-bottom: 10px;"></div> <p>Happy</p> <div style="border: 1px solid black; height: 100px; margin-bottom: 10px;"></div> <p>Sad</p> <div style="border: 1px solid black; height: 100px;"></div> <p>Silly</p>
--	---



 **SCHOLASTIC**


scholastic.com/readpilkey

STORY STARTERS


Make a story for your characters to star in!

1. Color the **Story Starter Cards**. Then cut them out and place them face down in two piles.
2. Flip one **Setting Card** and two **Object Cards**.
3. Imagine a story plot starring your characters plus the objects and setting you flipped.
4. Plot a supa-awesome story using the cards you picked.


SETTING CARDS



Pillow Fort



Forest




Outer Space


OBJECT CARDS




Ladder




Umbrella



Robot



Ukulele



Duck Slippers



Bean Bag Chair

PLOT YOUR STORY


1. Divide a blank sheet of paper into three parts.
2. Label the parts **Beginning**, **Middle**, and **End**.
3. Then plan and organize your story.

Beginning	Middle	End



 SCHOLASTIC

[scholastic.com/readpilkey](https://www.scholastic.com/readpilkey)




ACTIVITY PLANNER

MY COMIC BOOK

A Story by: _____

Write and draw your comic in the empty panels below. Add as many extra pages as you need to tell your story.



ACTIVITY PLANNER

Four empty rectangular panels arranged in a 2x2 grid, intended for drawing and writing a comic story.

SUPA-AWESOME WORD CHALLENGE

Can you add some super descriptive words to your comic? Try these words from *Cat Kid Comic Club*.

Fluffy
Genius
Reckless

Marvelous
Ambitious
Heroic

Epic
Perilous
Courageous



 **SCHOLASTIC**

scholastic.com/readpilkey

TRY OUT A HAIKU

Not all comics are exactly the same. Try making a page with a haiku instead of speech bubbles and photographs instead of drawings!

(Hint: A haiku is a short poem with three lines.)

LITTLE FLOWER BUDS EVEN IF NO ONE CAN SEE OPEN ANYWAY

1

The first line of a haiku has five syllables.

2

The second line has seven syllables.

3

The third line has five syllables.

FINDING SYLLABLES

Put your hand under your chin. Say a word, then count the number of times your chin moves down. That's how many syllables the word has!

Cut apart the words below. Put them together to create your own haiku poem!




cackles	sippy cup	glitter	fluffy	over
at	cries	cactus	squid	loud
quickly	to	echoes	spaceship	toothbrush
laser beam	a lot	the	peddles	umbrella
monster	lettuce	wild	you	doodles
wiggles	foghorn	cloud	slimy	and
with	splatters	turkey	pup	mischievous
quietly	in	shouts	sketchpad	sandwich
crayon	never	a / ah	flaps	cow



 SCHOLASTIC

[scholastic.com/readpilkey](https://www.scholastic.com/readpilkey)




ACTIVITY PLANNER



LIGHTS! CAMERA! ACTION!

Oh no! Grampa and Big Jim are about to be swallowed by a giant sippy cup! Write the end of this scene from the new *Dog Man: Mothering Heights*. Then act it out with a friend.



[Dangling in the jaws of the sippy cup...]

Big Jim: Well, Good-bye Grampa!

Grampa: So long buddy!

[Grampa and Big Jim tumble into the belly of the cup.]

Both: Yaaaaaaaaa

[They land in a giant pool of juice.]

Sound Effect: KER-SPLASH!

Grampa: I can't swim in this apple juice!

Big Jim: Just hang on to me, Grampa!!! See? We're fine!

Sound Effect:
Splish Splash Sploosh

Grampa: What are you smiling about?

Big Jim: You called me "buddy"!

Grampa: No, I didn't!

Big Jim: Yes, you did!

Grampa: I did not!



YOUR TURN

Grampa and Big Jim need to stop bickering and start problem solving! How will they escape the juice?

Finish the script with **speaking parts**, **sound effects** and **[stage notes]**.



 SCHOLASTIC

scholastic.com/readpilkey

