



Paper Hat


Happy Birthday
CLIFFORD!




1 Find a sheet of newspaper about 22" x 15" and fold it in half.




2 Fold in the outer corners to meet the middle.



3 Fold the bottom edge of one side, then turn the hat over and repeat on the other side.



4 You're done!



 SCHOLASTIC

scholastic.com/clifford

REPRODUCIBLE