





# WiggleWorks®


## Aligns to Enhancing Education Through Technology Criteria


The primary goal of the *Enhancing Education through Technology* (Ed Tech) program is to improve student academic achievement through the use of technology in schools. According to the federal *Guidance on the Enhancing Education through Technology (Ed Tech) Program*, a Local Education Agency's (LEA) technology plan must address 13 specific components in order to qualify for formula or competitive funding. The following chart details how **WiggleWorks** helps meet 12 of these requirements.


Required Ed Tech Components	📖 WiggleWorks
<p>1. <u>Strategies for improving academic achievement and teacher effectiveness:</u>            A description of how the applicant will use Ed Tech funds to improve the academic achievement, including technology literacy, of all students attending schools served by the LEA and to improve the capacity of all teachers in schools served by the LEA to integrate technology effectively into curriculum and instruction.</p>	<p><i>WiggleWorks</i> combines interactive technology with leveled books and instructional materials to help all primary students become successful readers. This proven effective program provides teachers with the materials to effectively manage their classroom while focusing on instruction in the five essential reading areas:</p> <ul style="list-style-type: none"> <li>▪ Phonemic Awareness</li> <li>▪ Phonics</li> <li>▪ Fluency</li> <li>▪ Vocabulary</li> <li>▪ Comprehension</li> </ul> <p><i>WiggleWorks</i> engages beginning readers and improves student achievement by focusing on:</p> <ol style="list-style-type: none"> <li>1. READING—<i>WiggleWorks</i> leveled books and interactive software provide reading instruction in the five essential areas of Reading.</li> <li>2. WRITING—Both on the software and offline, students write responses to the stories they read or create their own versions.</li> <li>3. LANGUAGE SUPPORT—Print concepts are reinforced in multiple formats so student scan internalize those concepts and build language skills.</li> </ol> <p><i>WiggleWorks</i> combines best practices about how children learn to read and write with the power of software to create an innovative model for instruction—a model designed to support young children's reading development, and proven to increase reading scores.</p>


Required Ed Tech Components	 WiggleWorks
<p>2. <u>Goals:</u> A description of the applicant's specific goals, aligned with challenging state standards, for using advanced technology to improve student academic achievement.</p>	<p>The <i>WiggleWorks</i> software provides each student with a unique scaffolded learning experience. Students can hear books read aloud by professional narrators, record themselves reading the stories at their own pace, rewrite the stories and modify the illustrations, hear their own stories read aloud by the computer, and explore phonetic patterns and structures of words.</p> <p>Each <i>WiggleWorks</i> title is available on the computer with support options for every child in the classroom, no matter his or her instructional needs. Embedded tools and activities support children's developing phonemic awareness, phonics, fluency, vocabulary, comprehension, and writing skills.</p> <p>Every interactive <i>WiggleWorks</i> book includes the following activities:</p> <ol style="list-style-type: none"><li>1. Read Aloud—This area helps children become acquainted with the book, while developing their decoding and tracking skills. Students hear the book read aloud and actively read along with the narrator. Accompanying graphics, music, and sound effects enhance students' reading comprehension.</li><li>2. Read—The options in this area help children focus on the text structure and meaning of the book. Students build fluency and comprehension as they practice reading the story on their own. They can listen to unfamiliar words and can record and listen to themselves read.</li><li>3. Write—Children can write, illustrate, and record a brief response or a story up to 100 pages long. As they write, students can access Story Words, or words they've saved in their My Words list, as well as sentence starters. They can listen to the story as it is read back to them.</li><li>4. My Book—Children can modify each story by rewriting the text and redrawing the illustrations. They may retell the story in their own words, change the ending, or fill in additional details beyond the scope of the original story.</li><li>5. Magnet Board—Children use the letter tiles on the interactive Magnet Board to explore sound-letter relationships and word parts. They can click on individual letters to hear the letter names, or on whole words to hear them read aloud.</li></ol>


Required Ed Tech Components	 WiggleWorks
<p>3. <u>Steps to increase accessibility:</u> A description of the steps the applicant will take to ensure that all students and teachers have increased access to technology.</p>	<p><i>WiggleWorks</i> works for all children. It helps nonreaders, struggling readers, children who need “catch-up” support, gifted children, children with special needs, and English-Language learners become fluent readers and writers.</p> <p>With <i>WiggleWorks</i>, children can:</p> <ul style="list-style-type: none"> <li>▪ Practice, record, and listen to their own reading.</li> <li>▪ Collect words to use in their writing.</li> <li>▪ Write and draw their own responses to the books.</li> <li>▪ Write their own books by personalizing the text.</li> <li>▪ Access reading support by clicking entire passages, phrases, or individual words, and hearing them read.</li> <li>▪ Gain fluency and confidence with English-Language texts.</li> <li>▪ Explore words and review phonics with the Magnet Board.</li> <li>▪ Use built-in tools designed to ensure every child can access the books and activities.</li> </ul> <p><i>WiggleWorks</i> is designed to support the needs of all young learners. The program provides specific features to meet the needs of struggling readers, students with special needs, and English-Language learners.</p> <p><u>English-Language Learners</u> <i>WiggleWorks</i> supports readers whose first language is not English. The clickable text lets ELL students hear a model of fluent reading and listen to individual words repeatedly. The recording feature enables children to practice reading aloud, critique their own reading, and rerecord until they are satisfied with their performance. Teachers can also record “Teacher Messages” to give students additional support. Teaching Plan cards provide best practices suggestions on supporting ELL students as they read <i>WiggleWorks</i> books.</p> <p>English-Language learners develop reading, writing, and language skills. Carefully-leveled books, software, audio CDs, and teaching materials help ELL students build fluency. The Spanish literature collection features books by Latino authors such as Alma Flor Ada, Ximena de la Piedra, and Margarita Gonzales-Jensen. The <i>WiggleWorks</i> software includes 24 interactive Spanish-Language books.</p> <p>Using <i>WiggleWorks</i>, English-Language learners can:</p> <ul style="list-style-type: none"> <li>▪ Hear stories and some unfamiliar words read aloud repeatedly—proven to be an effective strategy for building vocabulary</li> <li>▪ Generate individual word lists</li> <li>▪ See text highlighted word-by-word or line-by-line, increasing print awareness</li> <li>▪ Use story starters to write a response to a book</li> </ul> <p style="text-align: right;"><i>(Continued)</i></p>


Required Ed Tech Components	 WiggleWorks
<p>Steps to increase accessibility Continued</p>	<p><u>Students with disabilities</u> WiggleWorks was created in consultation with the Center for Applied Special Technology (CAST). CAST specializes in designing an interactive print and software curriculum that use the principles of universal design—alternative representations of information, multiple options for expression and control, and multiple options for engagement—to provide a flexible and customizable reading environment for all children.</p> <p>WiggleWorks includes important features, such as:</p> <ul style="list-style-type: none"> <li>▪ Instructional options, such as reading, writing, and bookmaking</li> <li>▪ Customizable presentation options, such as background color, sound, and graphics</li> <li>▪ Read-aloud options, including word-by-word or line-by-line</li> <li>▪ Customizable settings to support different disabilities and learning styles</li> </ul> <p>Additionally, the management system provides alternative tools for children who require them. For example:</p> <ul style="list-style-type: none"> <li>▪ Talking buttons, which say their functions aloud when the mouse is held over them, help children with visual impairments</li> <li>▪ Talk and Type option reads what children type</li> <li>▪ Custom color options allows the teacher to choose the colors of text, background, and highlighting for individual children or the entire class</li> </ul> <p>Finally, WiggleWorks is compatible with current assistive technology input devices and accessibility options within current operating systems.</p>
<p><u>4. Promotion of curricula and teaching strategies that integrate technology:</u> A description of how the applicant will identify and promote curricula and teaching strategies that integrate technology effectively into curricula and instruction, based on a review of relevant research and leading to improvements in student academic achievement.</p>	<p>Reading research findings outlined by <i>Put Reading First</i>; the Report of the National Reading Panel; and leading researchers, such as Elfieda Hiebert and Catherine Snow, support the WiggleWorks instructional program.</p> <p>Harvard University conducted a validation study to measure the effectiveness of WiggleWorks in promoting early literacy. The study proved that first graders using the program made significantly greater gains on standardized reading tests and writing samples than those students who used a traditional language arts curriculum.</p> <p style="text-align: right;">(Continued)</p>


Required Ed Tech Components	 <b>WiggleWorks</b>
Promotion of curricula and teaching strategies that integrate technology Continued	<p><i>WiggleWorks</i> is a blend of engaging literature and powerful digital tools that enhance and reinforce core reading instruction—working in conjunction with any basal, Guided Reading, or Balanced Literacy program. Whether the program is used for small-group instruction or for skills practice and extension in a classroom literacy center, children will benefit from the motivation and support that the <i>WiggleWorks</i> program provides.</p> <p><u>Technology</u></p> <p>The <i>WiggleWorks</i> software helps children think about what they are reading and writing, and enables them to access the activity areas in ways that are developmentally appropriate and suited to individual learning styles.</p> <ul style="list-style-type: none"><li>▪ Children can hear books read aloud by professional narrators; they can record themselves reading the stories, or add their own notes and ideas to the narrative.</li><li>▪ Children can rewrite the stories and modify illustrations, or write and illustrate their own stories.</li><li>▪ They can hear their own stories read aloud by the computer, and they can explore the phonetic patterns and structures of words on the Magnet Board.</li></ul> <p><u>Leveled Books</u></p> <p>The 84 <i>WiggleWorks</i> trade books—including 24 books in Spanish—represent a rich collection that features multiple genres, curriculum connections, and works by noted authors and illustrators. They introduce children to a range of genres—such as realistic fiction, nonfiction, folktales, and poetry—and the skills needed to read each. Books with math, science, music, social studies, and arts themes offer literature that ties into every part the curriculum.</p> <p><u>Instructional Materials</u></p> <p>Every <i>WiggleWorks</i> book comes with a four-page Teaching Plan that includes support for teaching reading and writing using both the books and software. The Teaching Plans include sample screens and ideas for using the program, such as leaving a Teacher Message about a book. Other features include best practices for working with English-Language learners, and progress monitoring checks.</p> <p><u>Assessment</u></p> <p>The Assessment section of the Teacher’s Guide provides a range of assessment, including information on placing children in <i>WiggleWorks</i> and support in key areas of reading—phonemic awareness, phonics, fluency, vocabulary, comprehension, as well as writing.</p>

Required Ed Tech Components	 WiggleWorks
<p>5. <u>Professional development:</u> A description of how the applicant will provide ongoing, sustained professional development for teachers, principals, administrators, and school library media personnel to further the effective use of technology in the classroom or library media center.</p>	<p>The <i>WiggleWorks</i> half-day implementation training helps teachers successfully implement the program and engage students in daily reading and writing practice. Teachers will:</p> <ul style="list-style-type: none"> <li>▪ Review the program organization and research-based teaching materials</li> <li>▪ Create an implementation plan to support reading and writing instruction</li> <li>▪ Individualize instruction and monitor student progress with reports</li> <li>▪ Review resources for communicating with families</li> </ul>
<p>6. <u>Technology type and costs:</u> A description of the type and costs of technology to be acquired with education technology funds, including provisions for interoperability of components.</p>	<p><b>WiggleWorks</b> runs on Windows® and Macintosh® platforms:</p> <p><u>System Requirements—Windows Workstations</u></p> <ul style="list-style-type: none"> <li>▪ Windows 2000 (minimum) Windows Vista, XP (Recommended)</li> <li>▪ Pentium III, 800 Mhz (Minimum) Pentium IV, 1.73 GHz (Recommended)</li> <li>▪ 256 MB Memory (Minimum) 512 MB Memory (Recommended)</li> <li>▪ 2 GB Free Hard Drive Space (Minimum) 5 GB (Recommended)</li> <li>▪ CD-ROM</li> </ul> <p><u>System Requirements—Macintosh Workstations</u></p> <ul style="list-style-type: none"> <li>▪ OSX 10.4.11 (Minimum) OSX 10.5 (Recommended)</li> <li>▪ Power PC G4, 800 MHz (Minimum) Dual G5 Power PC 1.25 GHz (Recommended) Intel Core Duo, 1.83 GHz (Recommended)</li> </ul> <p><u>Server Requirements--Windows</u></p> <ul style="list-style-type: none"> <li>▪ Windows 2000 Server (Minimum) Windows 2003 Server (Recommended)</li> <li>▪ Pentium III 800 MHz (Minimum) Dual-Core Xeon 3.2 GHz (Recommended)</li> <li>▪ 512 MB Memory (Minimum) 2 GB Memory (Recommended)</li> <li>▪ 2 GB Free Hard Drive Space (Minimum) 5 GB (Recommended)</li> <li>▪ CD-ROM</li> </ul> <p style="text-align: right;"><i>(Continued)</i></p>

Required Ed Tech Components	 WiggleWorks
<p>Technology type and costs Continued</p>	<p><u>Server Requirements—Macintosh</u></p> <ul style="list-style-type: none"> <li>▪ OSX 10.3.9 (Minimum) OSX 10.5, OSX 10.4.11 (Recommended)</li> <li>▪ GV Power PC 1 GHz, Dual-Core Xeon 1.6 GHz (Minimum) Dual G5 Power PC 2 GHz, Dual-Core Xeon 3.2 GHz (Recommended)</li> <li>▪ 512 Memory (Minimum) 2 GB Memory (Recommended)</li> <li>▪ 2 GB Free Hard Drive Space (Minimum) 5 GB (Recommended)</li> <li>▪ CD-ROM</li> </ul>
<p>7. <u>Coordination with other resources:</u> A description of how the applicant will coordinate activities funded through the education technology program with technology-related activities supported with funds from other sources.</p>	<p><b>WiggleWorks</b> can be integrated with funds from state, local, and other sources. The federal funding programs for which it is applicable include:</p> <ul style="list-style-type: none"> <li>▪ Title IA—Improving Basic Programs</li> <li>▪ Title I—Supplemental Education Services</li> <li>▪ Title III—English Language Acquisition</li> <li>▪ 21<sup>st</sup> Century Community Learning Centers</li> <li>▪ IDEA, Part B</li> <li>▪ IDEA, <i>Response to Intervention</i></li> </ul>
<p>8. <u>Integration of technology with curricula and instruction:</u> A description of how the applicant will integrate technology (including software and electronically delivered learning materials) into curricula and instruction, and a timeline for this integration.</p>	<p><b>WiggleWorks</b> is a flexible instructional reading and writing program that can be integrated into the curricula based on class schedules and student needs. Technology is used during individual, small-group, and whole-class instruction:</p> <ul style="list-style-type: none"> <li>▪ <u>Individual Instruction.</u> Children can easily use the software by themselves and choose the support that they need. Teachers can individualize a student’s instruction by using software options to close activity areas, such as My Book, for which the child is not ready.</li> <li>▪ <u>Small-Group Instruction.</u> For extra motivation and peer support, children work together to complete activities, such as recording their readings.</li> <li>▪ <u>Whole-Class Instruction.</u> Teaching strategies are provided for each leveled book. These plans include support for teaching with technology to develop reading and writing skills.</li> </ul>

Required Ed Tech Components	 WiggleWorks
<p>9. <u>Innovative delivery strategies</u>: A description of how the applicant will encourage the development and use of innovative strategies for the delivery of specialized or rigorous courses and curricula through the use of technology, including distance-learning technologies, particularly in areas that would not otherwise have access to such courses or curricula due to geographical distances or insufficient resources.</p>	<p><b>WiggleWorks</b> is a unique program, which teachers helped create, that raises student achievement through innovative uses of technology. The program provides:</p> <ul style="list-style-type: none"> <li>▪ <u>Interactive text</u> that enables students to see words or lines highlighted as a narrator reads them aloud and to click on words to hear them pronounced while reading the text by themselves</li> <li>▪ <u>Customizable settings and presentations</u> to accommodate students who have physical or cognitive challenges</li> <li>▪ <u>Student selection of activities</u>, within instructional parameters set by the teacher, so children work at their own pace and with the supports they need</li> <li>▪ <u>Recording function</u> that enables students to read aloud a story; <u>Playback function</u> that allows students to hear how they sound and teachers to evaluate students’ fluency</li> <li>▪ <u>My Book</u> activity area, which enables students to innovate on text and pictures to create their own version of a book they have read</li> <li>▪ <u>Drawing and word processing features</u> that help children increase their computer skills</li> <li>▪ <u>Love of reading</u> through authentic literature; appealing characters, illustrations, original music; and fun activities</li> <li>▪ <u>“Using the Computer”</u> strategies in every Teaching Plan</li> </ul>
<p>10. <u>Parental involvement</u>: A description of how the applicant will use technology effectively to promote parental involvement and increase communication with parents, including a description of how parents will be informed of the technology used.</p>	<p>By bringing home <b>WiggleWorks</b> materials and their own work, children keep their parents informed about how they are using technology to improve their reading and writing skills. These include:</p> <ul style="list-style-type: none"> <li>▪ Printouts or copies on disk of a student’s own stories, word lists related to the books read, and other work</li> <li>▪ Copies on disk of a student’s own readings</li> <li>▪ Trade books that parents can read to their children to support instruction</li> <li>▪ Books that students create with the <b>WiggleWorks</b> software in the “Home Connection” part of each lesson</li> </ul> <p><b>WiggleWorks’</b> software record-keeping features enable teachers to gauge student progress. Teachers share this information, along with a description of how students use the program’s technology, during parent/teacher meetings.</p>

Required Ed Tech Components	 WiggleWorks
<p>11. <u>Accountability measures</u>: A description of the process and accountability measures that the applicant will use to evaluate the extent to which activities funded under the program are effective in integrating technology into curricula and instruction, increasing the ability of teachers to teach, and enabling students to reach challenging state academic standards.</p>	<p><b>WiggleWorks</b> assessment options make it easy to observe, monitor, and support students as they move toward fluency. Every assessment tool in <i>WiggleWorks</i> is dedicated to helping teachers find out what children know about literacy and build on it. Teachers who develop student portfolios and other authentic assessments will find strong support for gathering and using informal observations in the Teaching Plans and <i>WiggleWorks</i> software.</p> <p><b>WiggleWorks</b> provides these assessment options:</p> <ul style="list-style-type: none"> <li>▪ <u>Reading Level Correlations</u>—The <i>WiggleWorks</i> books have been leveled using the Guided Reading Leveling system. In addition, each book is correlated to DRA and printed on the Teaching Plans.</li> <li>▪ <u>Reading Records</u>—Teachers can use the Reading Records procedure provided in the Teacher’s Guide as a diagnostic measure to monitor reading progress.</li> <li>▪ <u>Phonics Assessment</u>—The Nonsense Word Test, provided in the Teacher’s Guide, assesses children’s decoding abilities without allowing their sight-word knowledge to interfere. This allows teachers to determine which decoding skills children need to relearn and guide them to the correct instructional materials and books.</li> <li>▪ <u>Oral Reading Fluency</u>—Teachers can take a one-minute, timed sampling of oral reading of a passage at the student’s reading level to determine a child’s oral reading rate. Oral Reading Fluency Norms for the Hasbrouck &amp; Tindal and DIBELS to assist teachers in analyzing scores and making instructional decision.</li> <li>▪ <u>Vocabulary Builder Routine</u>—Teachers can use the Vocabulary Builder activity as a tool to preview vocabulary within a book or to informally assess vocabulary development.</li> <li>▪ <u>Oral Retelling Rubric</u>—The Oral Retelling Rubric provides specific criteria to guide teachers in assessing students’ comprehension levels.</li> <li>▪ <u>Writing Rubric</u>—Writing skills ability can be evaluated using the <i>WiggleWorks</i> books in print and on the computer. The Writing Rubric provides specific criteria to guide teachers in assessing students’ writing skills.</li> </ul>

Required Ed Tech Components	 WiggleWorks
<p>12. <u>Supporting resources:</u> A description of the supporting resources, such as services, software, other electronically delivered learning materials, and print resources, that will be acquired to ensure successful and effective uses of technology.</p>	<p><b>WiggleWorks</b> contains technology, leveled books, and instructional materials to help children in Pre-K through third grade become motivated, proficient readers and writers.</p> <p><u>Technology</u></p> <ul style="list-style-type: none"> <li>▪ The <i>WiggleWorks</i> software presents interactive books with scaffolded reading support and engaging activities bundled with two editions: Edition Pre-K-1 and Edition 2-3. Each edition comes with 42 interactive titles in English and 12 titles in Spanish.</li> <li>▪ The <i>WiggleWorks Manager</i> allows teachers to coordinate student rosters, monitor student progress, modify activities and program options for individuals or groups, and review and print data-driven reports.</li> <li>▪ The <i>WiggleWorks</i> Software manual includes detailed instructions on using the software in the classroom, troubleshooting any problems, and tailoring the software for individual students.</li> <li>▪ The <i>WiggleWorks</i> Installation manual provides complete installation procedures. It is available online for download at: <a href="http://www.scholastic.com/wiggleworks">www.scholastic.com/wiggleworks</a>.</li> <li>▪ The <i>WiggleWorrks</i> Quick Reference Guide includes a brief overview of the student experience and management system.</li> </ul> <p><u>Leveled Books</u></p> <p>Each edition of the <i>WiggleWorks</i> Library comes with multiple paperback copies of every title included in the software. Each collection includes six copies of 42 literature and nonfiction paperbacks per edition.</p> <p><u>Instructional Materials</u></p> <ul style="list-style-type: none"> <li>▪ The <i>WiggleWorks</i> Teaching Guide provides teachers with a comprehensive program overview, detailed management instructions, and easy-to-follow assessment guidelines.</li> <li>▪ The <i>WiggleWorks</i> Teaching Plans include four pages of teaching strategies available for each leveled book. They also include extensions for teaching with technology to develop reading and writing skills, differentiated instruction, and support for English-Language learners.</li> <li>▪ The <i>WiggleWorks</i> Audiobooks include 30 CDs—six copies of five separate CDs (up to 10 titles per CD)—allowing multiple users within a listening center.</li> <li>▪ The Interactive Library poster provides a visual list of the <i>WiggleWorks</i> interactive library.</li> </ul>